Grants Online Training

New Federal Program Officers

August 2017

TABLE OF CONTENTS

AGENDA – DAY 1 1

GRANTS ONLINE OVERVIEW 3

Acronyms 18

Grants Online User Roles 20

Definitions for User Roles 21

UNIVERSAL REQUEST FOR APPLICATION (RFA) CREATION AND APPLICATION PROCESSING 27

COMPETITIVE RFA / FEDERAL FUNDING OPPORTUNITY (FFO) CREATION 49

COMPETITIVE APPLICATION REVIEW AND PROCESSING 64

AGENDA – DAY 2 93

GRANTS MANAGEMENT FUNCTIONS ..... **REFERENCE:** *GRANTS MGMT. DOCUMENT*

POST AWARD PROCESSING 95

Award Action Requests (AAR) 96

Performance Progress Report (PPR) 98

Federal Financial Report (FFR) 99

Partial Funding 101

Reduce Funding 110

Declined Amendment 114

Correction of ACCS Lines on an Approved Award 115

Administrative Amendment 117

ASAP Enrollment Request 118

Federal Program Officer Training Agenda

Day 1

Grants Online Overview, RFA Creation, & Award Package Processing
Introduction and Agenda
Grants Online Overview and Log On
Hands-On Participation – Non-Competitive RFA Creation & Application Processing
Hands-On Participation – Competitive RFA/Federal Funding Opportunity Creation
Demo Only – Application Review and Competitive Selection Package
Hands-On Participation – Award Package Processing
Wrap Up: Additional Resources and Training Questions/Concerns & Answers

* Breaks and Lunch will be scheduled at convenient stopping points

OBJECTIVES – By the end of the day, students should:

- Understand the roles of Grants Online and the Grants Online PMO within the Department of Commerce Grants community
- Understand the underlying structure of the Grants Online system
- Locate basic Grants Online application and award information
- Understand the difference between a Competitive RFA and other types of Universal RFA (previously aggregated using the label “Non-Competitive”)
- Understand the difference between the Certified and Uncertified Federal Program Officer/Program Office Staff roles
- Create and route a Universal RFA
- Create a Competitive RFA and route documents for publication
- Understand the Competition Manager and Selection Official functions in the Competitive RFA workflow
- Input a paper application and complete the “Review Minimum Requirements” task
- Conduct Negotiations and prepare an Award File for Grants Management review
- Understand the Award File approval and acceptance process
- Know where to find help when needed

TRAINING MATERIALS:

1. Agenda and Objectives
2. List of Acronyms
3. Grants Online Overview Presentation
4. Grants Online User Roles (Spreadsheet)
5. Grants Online User Roles – Federal and Grantee (Definitions)
6. Process Maps and Screen Shots

Grants Online Overview

August 2017

Project Goals

- A scalable solution for high volume usage and robust, available operation
- A DOC interface to the Grants.gov initiative which provides “one-stop” shopping for Federal grants-related activities
- Standardized DOC grants business processes that will contribute to a more efficient and effective use of resources
- A direct interface to other Federal and DOC systems (e.g., Grants.gov, CBS, and WebDocFlow-Grants)

Contract Award – August 29, 2003

GO LIVE! (NOAA Feds Only) – January 10, 2005

Rollout to Grantees – FY 2006

Rollout to DOC – March 2009

Review Module – October 2011

CBS Interface (NOAA Only) – June 2012

Rollout to EDA – FY 2015

Rollout to Census – FY 2016

Rollout to NIST – In Planning

Grants Life Cycle

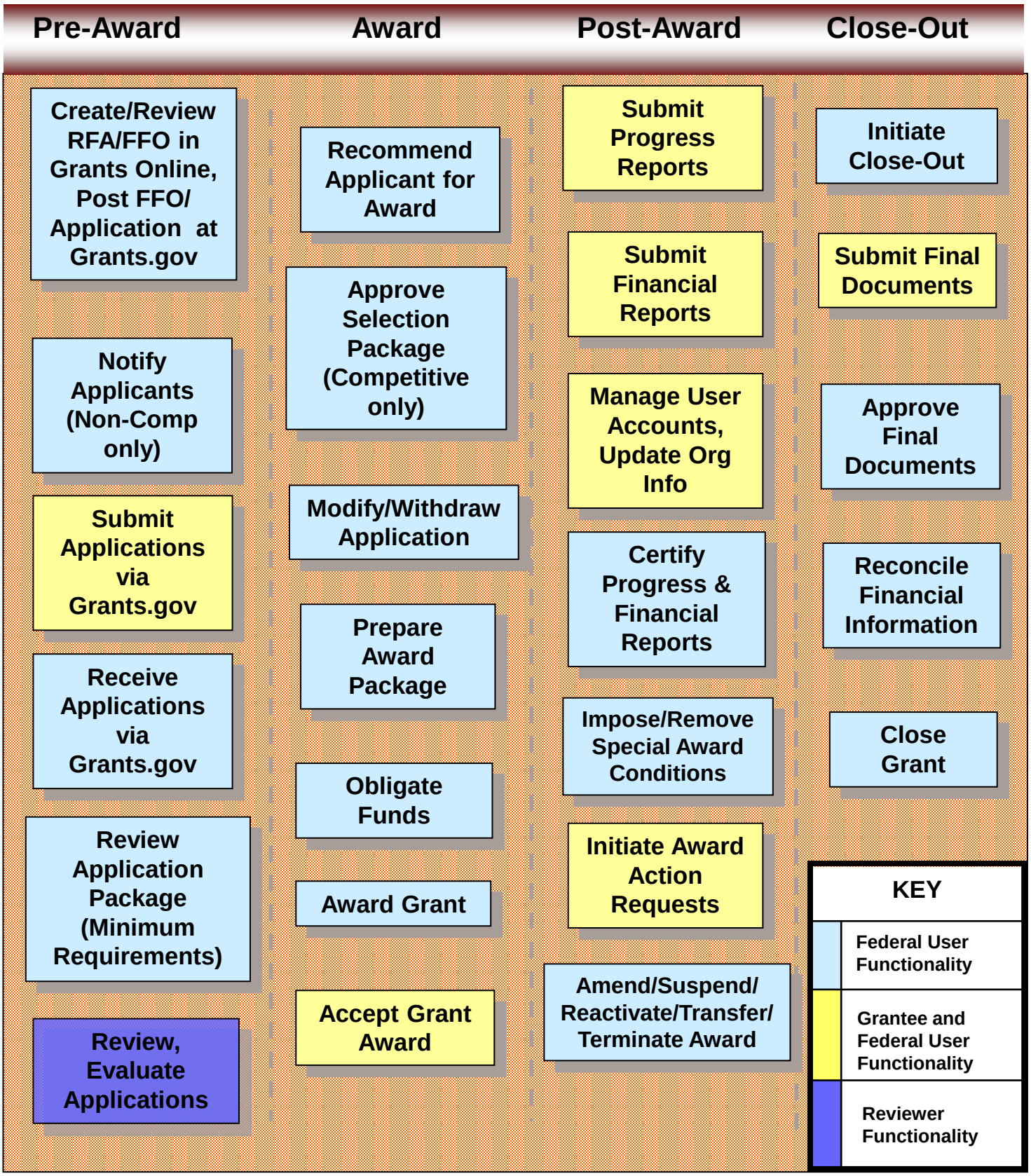

Grants Online System Requirements

The System

Grants Online operates in a web environment and is accessible anywhere and anytime the user has Internet access. There is not a need for the user to install any special software on his/her computer. However, each user must register and obtain a unique login id and password from the appropriate official at his/her agency.

Recommended Internet Browsers:

- **Windows – Internet Explorer 8 or higher**
  - **Attachments are supported in IE 11, after the settings are updated. For step-by-step instructions, please reference the following document: http://www.corporateservices.noaa.gov/grantsonline/pdfs/IE%20Compatibility%20View%20Fix.pdf**
- **Windows or Mac – Firefox 2.0 or higher**
- **Google Chrome**

Grants Online and Grants.gov

GRANTS.GOV℠

FIND. APPLY. SUCCEED.℠

General Public

Hosted by HHS

Applicants



GRANTS ONLINE

Department Of Commerce

Recipients

Grants Online and ASAP

Recipients

GRANTS ONLINE

Department of Commerce

Commerce Business Systems (CBS) – Manual Data Entry for NIST Finance

CBS
Financial System

Department of Commerce
(NOAA and NIST – ASAP)
(Census – Non-ASAP)



Recipients

.gov ASAP
Automated Standard Application for Payments

Department of Treasury

ASAP – Limited Manual Data Entry

Grants Online Document Relationships

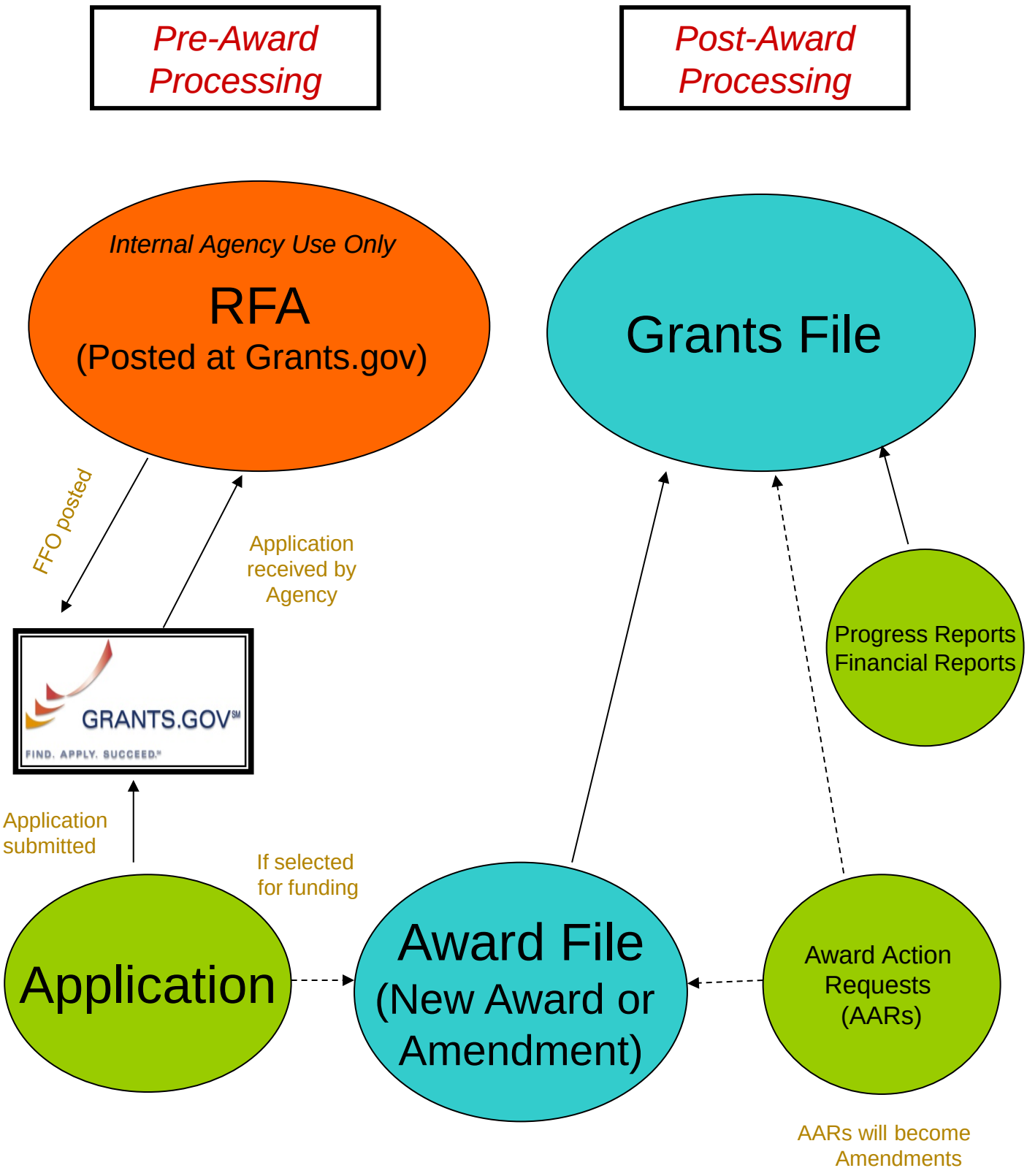

Grants Online Helpful Hints

- **DO NOT use the browser's "Back" button.**

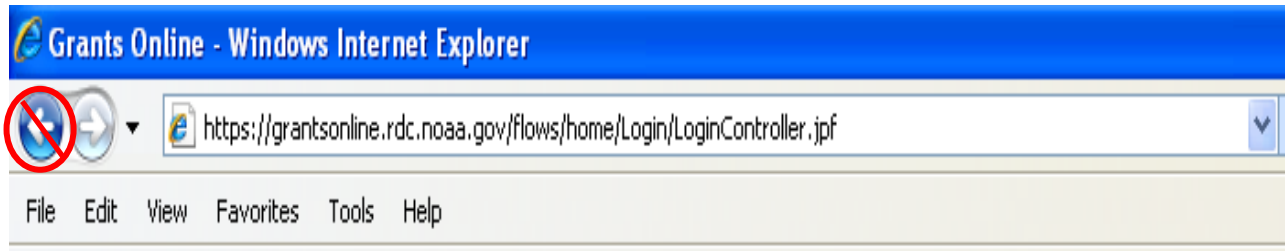

- **On the Home Page, click the "Forgot your username?" link to locate the Help Desk phone number.**

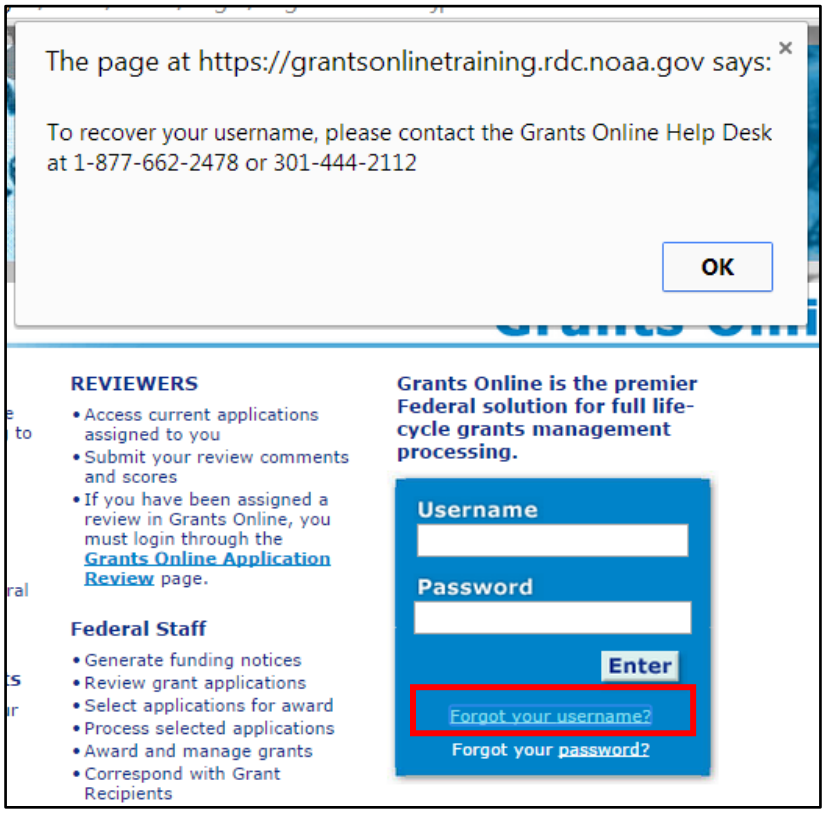

Grants Online Helpful Hints (continued)

- **After clicking "Save and Start Workflow" always go to the Inbox – Tasks for the next action. If you do not see the new task, click "Tasks" in the left navigation pane to refresh the page. *To prevent unaddressed Tasks from remaining in the Inbox, always click the Tasks link prior to logging out.***

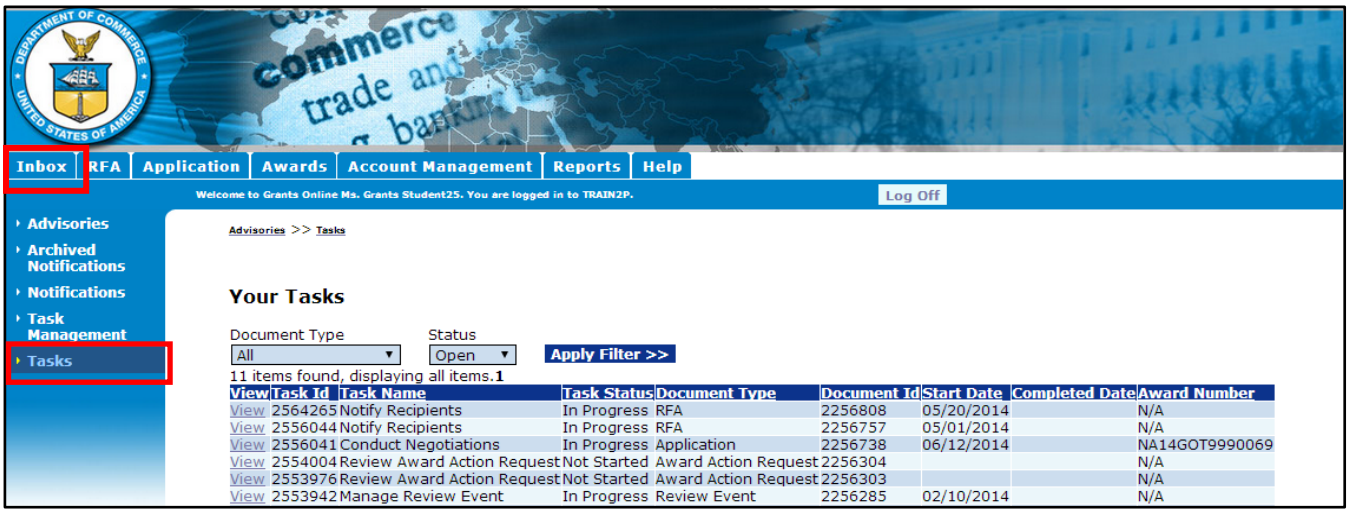

Buttons vs. Column Headings

Dark blue column headings look like buttons except that there are one or more additional lines of information beneath them. The first line will be displayed with a medium blue background and the next line will have a pale blue background.

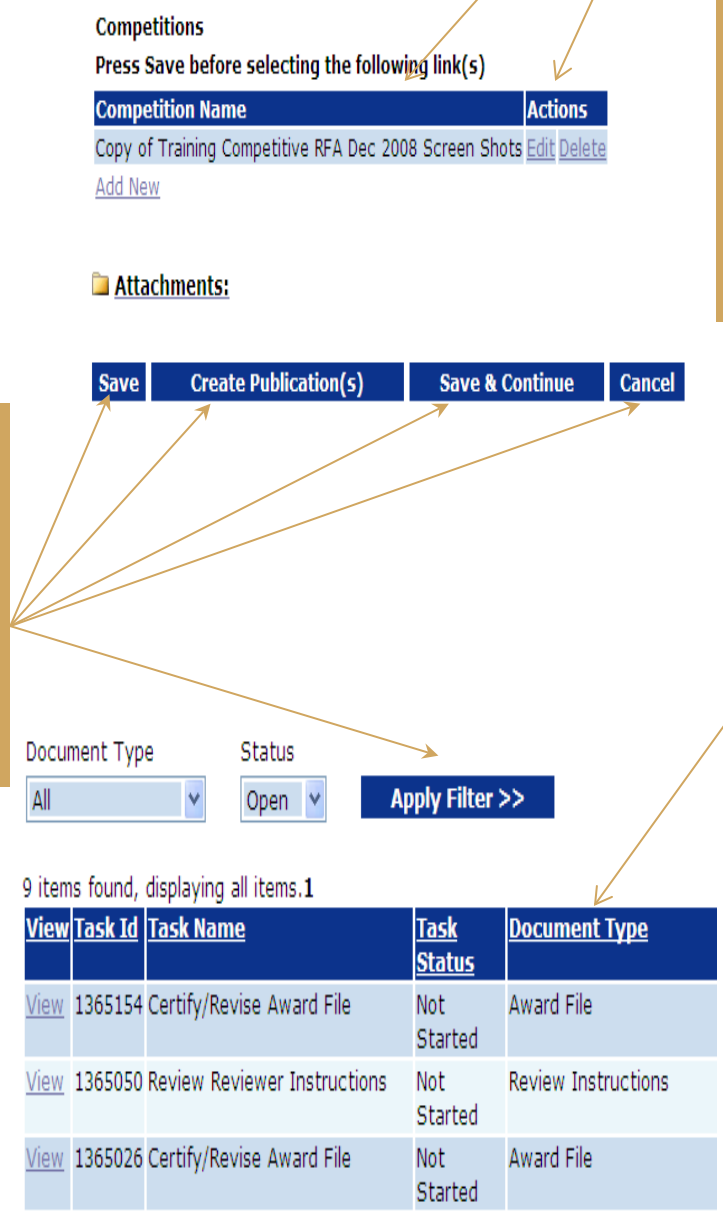

Dark blue buttons with white lettering indicate an action to be taken.

Underlined column headings indicate that the data underneath can be sorted by that column.

Federal Grants Personnel

- **Program Office (Federal Program Officers)**
  - Provides the funding for the grant award
  - Federal Subject Matter Experts
  - Provides oversight for the programmatic aspects of the project – *receives and accepts the Performance Progress Reports*
- **Grants Office (Grants Management Specialists and Grants Officers)**
  - Provides the final approval for all Grants Management matters
  - Federal Grants Management Experts
  - Provides oversight for the financial aspects of the project – *receives and accepts the Financial Reports (SF-425, SF-270)*
- **Project Officer (EDA specific role)**
  - Fulfills roles of both the Program Office and Grants Office, with the exception of the final Grants Officer review and approval

Grants Management Advisory Council (GMAC) Contacts

NOAA/NESDIS	**Ericka Rosier**	**301-683-3512**
NOAA/NMFS	**Cliff Cosgrove** **Dan Namur**	**301-427-8736** **301-427-8730**
NOAA/NOS	**Kadija Baffoe-Harding** **Laurie Golden**	**240-533-0955** **240-533-0285**
NOAA/NWS	**Carla Kirby**	**301-427-6923**
NOAA/OAR	**Brenda Alford**	**301-734-1174**
NOAA/OED	**Carrie McDougall** **Meka Laster**	**202-482-0875** **301-734-1070**
MBDA	**Joann Hill** **Nakita Chambers**	**202-482-4826** **202-482-0065**
ITA	**Brad Hess** **Annette Henderson**	**202-482-2969** **202-482-3995**
NTIA/BTOP	**Wayne Ritchie** **Laura Pettus**	**202-482-5515** **202-482-4509**
Census	**Towana Nix** **Theresa Taylor**	**301-763-9399** **301-763-2921**
EDA*	**Phil Saputo** **Ryan Smith**	**202-400-0662** **202-482-1464**

* Regional & Area Directors are also authorized to request user account updates for their region.

NOTE: Contact Name & Phone Number based upon Dept. of Commerce or NOAA Personnel Directories -- Accessed: July 12, 2017

Grants Online Training and Help Desk

- **Grants Online Website**
  - Looking For More Information About Grants Online?
    - Go to the Grants Online PMO website at **http://www.corporateservices.noaa.gov/grantsonline**
  - Have A Question When Training is Over?
    - Email the Help Desk at **GrantsOnline.Helpdesk@noaa.gov**
    - Call **301-444-2112** or **1-877-662-2478** toll free
    - Hours: **8:00 AM – 6:00 PM Eastern Time**
  - Ready to start working in Grants Online?
    - Go to **https://grantsonline.rdc.noaa.gov**

Grants Online Training

Acronyms & Roles

August 2017

DOC Grants and Grants Online Acronyms

AAR	Award Action Request
ACCS	Accounting Classification Code Structure
AGO	Acquisition & Grants Management Office, NOAA
AO	Authorizing Official on Procurement Requests (see also BO)
AR or AOR	(Recipient) Authorized Representative
ARRA	American Recovery and Reinvestment Act
ASAP	Automated Standard Application for Payment (Department of the Treasury)
BAA	Broad Agency Announcement
BO	Budget Official (In Grants Online this is the Procurement Request Authorizing Official)
CAMS	Commerce Administrative Management System (now known as CBS)
CBS	Commerce Business Systems (formerly CAMS)
CCR	Central Contract Registry (now known as System for Award Management (SAM))
CD	Congressional District
CD-XXX	Commerce Department Form Number (e.g., CD-435, CD-450, CD-451)
CESU	Cooperative Ecosystem Studies Units
CFDA	Catalog of Federal Domestic Assistance
CFR	Code of Federal Regulations
CI	Cooperative Institute
CM	Competition Manager
Co-PI	(Recipient) Principal Investigator - Secondary
DOC	Department of Commerce
DOC-OS	Office of the Secretary, DOC
DUNS	Dun & Bradstreet Number
EDA	Economic Development Administration
ERA	Electronic Recipient Acceptance
EIN	Employer Identification Number
FAADS	Federal Assistance Award Data System
FAIS	Federal Assistance Information Sheet
FALD	Federal Assistance Law Division of DOC
FCS	U.S. and Foreign Commercial Service, ITA
FFO	Federal Funding Opportunity
FFR	Federal Financial Report
FIPS	Federal Information Processing Standards
FON	Funding Opportunity Number
FPO	Federal Program Officer
FRN	Federal Register Notice
GMAC	Grants Management Advisory Committee (NOAA)
GMD	Grants Management Division (NOAA and NIST); other agencies use the term Grants Management
GO	Grants Officer
GS	Grants Specialist
HDQ	Headquarters (EDA Line Office)
IA	Import Administration, ITA
ITA	International Trade Administration
LO	Line Office
MARS	Management Analysis and Reporting System
MBDA	Minority Business Development Agency
NCE	No Cost Extension
NEPA	National Environmental Policy Act
NESDIS	National Environmental Satellite, Data, and Information Service (NOAA Satellite Service)
NFA or OFA	NOAA Finance and Administration
NMFS	National Marine Fisheries Service (NOAA Fisheries Service)
NOAA	National Oceanic and Atmospheric Administration

DOC Grants and Grants Online Acronyms

NOFA	Notice of Funds Availability (See FFO, FRN, RFA)
NOS	National Ocean Service (NOAA's Ocean Service)
NTIA	National Telecommunications and Information Administration
NWS	National Weather Service, NOAA
OAR	Ocean and Atmospheric Research (NOAA Research)
OCPO	One Commerce Program Office
OIE	Office of Innovation and Entrepreneurship (EDA Program Office)
ONPO	One NOAA Program Office
OGC	Office of General Counsel, DOC
OHRM	Office of Human Resource Management, DOC-OS
OIG	Office of Inspector General, DOC
OLA	Office of Legislative Affairs (Bureaus)
OLIA	Office of Legislative and Intergovernmental Affairs, (Bureaus and DOC)
OMB	Office of Management and Budget (part of the Executive Office of the President)
ONPO	One NOAA Program Office
OS	Office of the Secretary, DOC
OTIA	Office of Telecommunications and Information Applications, NTIA
PD	(Recipient) Project Director
PI	(Recipient) Principal Investigator
PO	Program Office (sub-organization under a Line Office)
PPR	Performance Progress Report
PRCF	Procurement Request and Commitment of Funds (CD-435) / Funding Memo
RFA	Request for Application
RNTA	Research and National Technical Assistance (EDA Program Office)
SAC	Special Award Conditions
SAM	System for Award Management
SEC	Office of the Under Secretary for Oceans and Atmosphere (USEC abbreviated to SEC for use in FON)
SF-XXX	Standard Form issued by the Office Management and Budget (e.g., SF-424, SF-269, SF-270, etc.)
SO	Selecting Official
TAAF	Trade Adjustment Assistance for Firms (EDA Program Office)
USEC	Office of the Under Secretary for Oceans and Atmosphere (NOAA Upper Management)

For the Grants Online Glossary, please reference:

http://www.corporateservices.noaa.gov/grantsonline/Documents/GrantsOnline_Glossary.pdf

Grants Online Roles - Federal or Recipient (Grantee)

FUNCTIONS / ROLES	Cert FPO	UnCert FPO	Pgm Office Staff	Budget Officer (Authorized Official)	Pgm Office Reviewer	Pgm Office Requestor	NEPA Official	Selecting Official	GMAC	Grants Specialist	Grants Officer	Recipient Authorized Rep.	Recipient Admin.	Recipient PI/PD	Recipient Biz/Fin Rep.
View Awards	X	X	X	X	X	X	X	X	X	X	X	X	X	X	X
Create RFA (Including FFO and Synopsis)	X	X	X												
Review FFO and Synopsis	X	X	X	X	X	X	X	X	X	X	X				
Review Reviewer Instructions	X	X	X												
Manage Competition	X	X	X												
Be Assigned Program Officer on RFA	X	X	X												
Be Assigned Program Officer on Application	X	X	X												
Notify Recipients for Non Competitive Apps	X														
Accept Competitive Applications								X							
Approve Selection Package								X							
Forward Documents to FALD	X							X							
Complete Negotiations	X	X	X												
Accept Minimum Requirements Checklist	X	X	X												
Reject Minimum Requirements Checklist	X														
Complete PO Checklist	X	X	X												
Certify and Forward PO Checklist	X														
Complete and Forward NEPA Document	X	X	X												
Approve NEPA Document							X								
Complete and Forward Procurement Request	X	X	X												
Be Requester on Procurement Request	X	X	X	X	X	X	X	X	X	X					
Review Procurement Request	X	X	X	X	X	X	X	X	X	X					
Authorize Funds on Procurement Request				X											
Initiate Partial Funding	X	X	X												
Initiate Award Action Request	X									X		X	X	X	
Initiate Amendment										X					
Complete Administrative Review of Award File										X					
Approve Award											X				
Accept or Reject Award												X			
Manage Recipient Users													X		
Complete Progress Report	X	X	X									X	X	X	
Submit Progress Report	X	X	X									X		X*	
Complete Financial Report												X	X		X
Submit Financial Report												X			X*
Accept Progress Report	X														
Accept Financial Report											X				
Authorize Bureau User Access to Grants Online									X		X				

* *Recipient Administrator needs to confer the "submitting" role*

User Role Definitions

User Role	Definition
ASAP Authorizer	This role is given to the users who are responsible for the first step (ASAP Authorization) of the 2-step process used in setting up a new award in the ASAP System or adding funds to a current ASAP award. The second step is ASAP Certification performed by a user with a role of "Finance Office". The ASAP Authorizer is also responsible for releasing ASAP profiles as appropriate and reducing ASAP thresholds in the case of a reduction in funding.
Budget Officer (Procurement Request Authorizing Official)	The "Budget Officer" role in Grants Online is given to users who are actually Procurement Request Authorizing Officials. The person with this role checks availability of funds for the award and provides final approval for the Procurement Request (CD-435) of those funds as well as validation of the ACCS codes if not already done. This role has an accompanying threshold amount which the system uses to verify authorization to approve the use of Program Office funds.
CAMS First Approver ***CAMS Second Approver*** ***CAMS First and Second Approver***	These roles are given to users responsible for entering grant obligations into the instance of the Department of Commerce's CBS that tracks financial actions for that particular Bureau. The business process is slightly different at different bureaus so the various roles reflect these differences.
CAMS First Approver - D ***CAMS Second Approver - D*** ***CAMS First and Second Approver - D***	These roles are given to users responsible for entering grant de-obligations into the instance of the Department of Commerce's CBS that tracks financial actions for that particular Bureau. The business process is slightly different at different bureaus so the various roles reflect these differences.
CESU Manager (NOAA Only)	This role provides oversignt for CESU (Cooperative Ecosystem Studies Units) Awards.
Commit1 ***Commit2***	These roles are given to users responsible for entering grant commitments (reservation of funds) into the instance of the Department of Commerce's CBS that tracks financial actions for that particular Bureau. The business process is slightly different at different bureaus so the various roles reflect these differences.
Credit Checker	This role is given to the user within a particular Bureau who is responsible for requesting credit checks as needed during the preparation of an award file for Grants Officer signature.
Director (EDA Only)	This role is unique to EDA and is given to the user who has Director-level approval authority on award actions and payments.
FALD	This role is given to users in the Department's Financial Assistance Law Division who are assigned to a particular Bureau. For some Bureaus there are Bureau-level instead of Department-level attorneys given this role.
Federal Program Officer - Certified	This role is given to a user who is responsible for the development of funding announcements, application reviews, and the processing of award and post-award recommendations to be sent to Grants Management. Within Grants Online, only FPOs who are Certified can communicate between their own Program Offices and outside entities such as FALD, Grants Management, and Recipients. For instance, an Uncertified FPO cannot "Certify" a PO Checklist or forward an Award File to Grants Management. Persons given this role are assumed to have obtained a certain level of training in the Grants Management arena.

User Role Definitions

User Role	Definition
Federal Program Officer - Uncertified	This role is intended for persons who are on track to become Certified Federal Program Officers but have not yet obtained the necessary credentials required by their Line Office. They may assist with all tasks normally done by a Certified Federal Program Officer, but cannot forward any documents to entities outside of their own Program Office. The documents must be reassigned to a Certified Federal Program Officer for that purpose.
Finance Office	This role is given to the users who are responsible for the second step (ASAP Certification) of the 2-step process used in setting up a new award in the ASAP System or adding funds to a current ASAP award. The first step is ASAP Authorization.
Finance Reviewer	This role is given to users who perform the preliminary Finance Office review of Financial Closeout documents. Workflow routing of tasks to this user is controlled by the "Reconciliation" checkbox on the deobligation memo.
GMAC (Grants Management Advisory Committee)	This role is reserved for the official members of the NOAA Grants Management Advisory Committee and their designated back-ups, along with the points of contact for the non-NOAA Bureaus. There are usually one or two GMAC users within each Line Office. The users with this role are responsible for authorizing the addition, update, or removal of Grants Online users within their respective Line Offices. They also provide input in prioritizing Grants Online system enhancement tickets.
Grants Officer	This role is reserved for Grants Management personnel who have been given authority to make award offers to recipients on behalf of DOC. They also make the final decisions with regard to approval or denial of Award Action Requests. This role is accompanied by a system enforced approval threshold for funding.
Grants Specialist	This role is given to Grants Management personnel who have responsibility for administrative processing of award files in preparation for DOC's offer to the recipient. They are also responsible for the review of Financial Reports and Award Action Request recommendations from the Program Offices.
Lead Budget Officer	The Lead Budget Officer has the responsibility of maintaining all of the Unique Account Descriptor codes in the Grants Online system for a particular Line Office.
NEPA Official/Coordinator	The NEPA Official reviews and approves the NEPA documentation as part of an Award File prior to submission to Grants Management.
NEPA Reviewer	The NEPA Reviewer provides an additional review of the NEPA documentation as part of an Award File prior to submission to Grants Management.
OLA	This role is given to a proxy Grants Online user account used to document the Bureau-level Legislative Affairs step in a funded award file workflow. When a task is routed to the OLA user, Grants Online sends a record to the Legislative Affairs system called WebDocFlow. A Grants Online notification is also sent to the email address associated with that proxy user account. Legislative Affairs users then log into the WebDocFlow system to complete appropriate actions related to congressional notification of awards. When their actions are completed in WebDocFlow a message is passed back to Grants Online to move the award to the next step of the workflow.

User Role Definitions

User Role	Definition
OLIA	This role is given to a proxy Grants Online user account used to document the Department-level Legislative Affairs step in a funded award file workflow. When a task is routed from the OLA user to the OLIA user within WebDocFlow, a message is transmitted to Grants Online which correspondingly moves the workflow in Grants Online to the OLIA step. A Grants Online notification is also sent to the email address associated with the OLIA proxy user account. When the OLIA actions are completed in WebDocFlow a message is passed back to Grants Online to move the award to the next step of the workflow.
Program Office Requestor	The role of Program Office Requestor is given to a user whose only function is to provide first-level "Requestor" approval on Procurement Requests (CD-435) prior to submission to the Budget Officer.
Program Office Reviewer	This role is usually given to a person who needs to be included in the workflow to review a Request For Application (RFA), a Procurement Request, or a Performance Progress Report (PPR) but has no other role in Grants Online.
Program Office Staff	This role is given to users who provide assistance to Federal Program Officers but do not have signature authority. They are able to create RFAs and/or Federal Funding Opportunity notices, input paper applications and approve (but not reject) Minimum Requirement Checklists, run the review process, and complete (but not certify) the PO checklist. Users with this role have the same access in Grants Online as users with the role of Uncertified Federal Program Officer, but are usually contract staff.
Progress Report Reviewer	This is a Federal Program Office role given to a user whose only responsibility is to review Performance Progress Reports received from the grant recipients. This functionality can also by done be users with other Program Office roles such as Federal Program Officer (Certified or Uncertified), Program Office Staff, and Program Office Reviewer.
Public Affairs Liaison	This role is given to users who need to be notified about grant awards for the purposes of preparing press releases and/or other Public Affairs type activities which are separate and distinct from the Congressional notifications performed by the Legislative Affairs offices.
Recipient Administrator	Users with this role have the permissions needed to set up other people in their organization as users of the Grants Online system and to give them access to specific awards as appropriate.
Recipient Authorized Representative	This role is intended for recipient users with signature authority to sign official grant documents such as an SF-424 (application), or countersign an Award document such as a CD-450 (new Award) or CD-451 (amendment). More than one person can have this role at any organization; however on each Award one person will be designated the primary “Authorized Representative.” (Designation as "primary" does not provide any additional access to awards in Grants Online.)
Recipient Business/Finance Representative	This role should be given to recipient users who need to fill out Financial Reports (SF-425 and SF-270). There are two versions of this role - users with a "submitting" role can submit Financial Reports directly to the Federal Agency; users without the "submitting" role can only forward the Financial Reports to their Authorized Representative who can in turn submit them to the Federal Agency.

User Role Definitions

User Role	Definition
Recipient Key Personnel	This role can view assigned awards for their organization and initiate Award Action Requests. However, a person with this role must submit documents to his/her organization's Authorized Representative. The Authorized Representative will review and submit documents to the agency.
Recipient Principal Investigator	This role should be given to recipient users who need to fill out Performance Progress Reports (PPRs). There are two versions of this role - users with a "submitting" role can submit PPRs directly to DOC; users without the "submitting" role can only forward the PPRs to their Authorized Representative who can in turn submit them to DOC. Both versions of this role will allow the user to initiate an Award Action Request (AAR) but all AARs must first be forwarded to an Authorized Representative for submission to DOC.
RFA Publisher	This role is given to users who are responsible for posting grant opportunity notices at Grants.gov.
Selecting Official	The role of Selecting Official is given to a user who has the authority to approve the Selection Package generated from applications received in response to a Competitive funding announcement.
Vendor Control	This role is given to Finance Officer users who create and update vendors in CBS to be associated with Grants Online Organizations on an "interfaced" award. Obligations for "interfaced" awards are created and modified via transactions sent via webservices between Grants Online and CBS. For "non-interfaced" awards the obligations are created and updated manually. Vendor Control users do not get workflow in Grants Online for "non-interfaced" awards.
Vendor Validator	This role is given to Tier3 Help Desk personnel in the Grants Online Progam Management Office who perform data quality assurance tasks on Grants Online organizaton records before they are passed to the Vendor Control users in the Finance Office.
View Program Office (Line Office, Agency)	This role is available for Federal staff who need view-only access to Grants Files. The role is available at three different levels: Program Office, Line Office, or Bureau (Agency).

Uncertified Federal Program Officers and **Program Office Staff** have identical Grants Online roles.

They can:

-- Be assigned as the Program Officer on an RFA or application.

-- Complete the PO Checklist.

-- Complete the NEPA document and forward it to the NEPA Official.

-- Complete Negotiations.

-- Complete the Procurement Request and Commitment of Funds (PRCF) and send it to the Requestor.

-- Initiate a Partial Funding.

-- Accept the Minimum Requirements Checklist (**NOTE:** only the **Certified Federal Program Officer** can reject an Application).

-- Create a Progress Report (but cannot accept Progress Reports).

-- Be assigned as Requestors.

-- Manage a Competition.

They cannot:

-- Certify the PO Checklist **(NOTE:** only the **Certified Federal Program Officer** can certify the PO Checklist).

-- Forward an Award File to the **Grants Specialist**.

-- Create Award Action Requests (AARs). (Certified FPOs also cannot create Award Action Requests)

-- Create Amendments. (Certified FPOs also cannot create Award Action Requests)

-- Forward a RFA, the Reviewer Instructions, or the Federal Funding Opportunity (FFO); those tasks must be performed by the **Certified Federal Program Officer.**

-- Forward Reviewer Instructions, AARs, the Award File or an Amendment to FALD for review.

NOTE:

An underlying rule is that the **Uncertified Program Officer** and **Program Office Staff** users cannot use the Grants Online system to communicate with Grants Management, FALD, Applicants or Recipients.

Grants Online Training

Universal RFA Creation & Application Processing

August 2017

Universal **and** ***Competitive*** **RFA Fields Posted to Grants.gov**

- **Opportunity Number –** ***Federal Opportunity Number***
- **Opportunity Title –** ***RFA Name***
- **Opportunity Category – (Competitive RFA ➔*"Discretionary"; Universal RFA ➔ "Other")***
- **Category Explanation (If Opportunity Category is other):** ***RFA Type***
- ***CFDA Number***
- **Posting Date –** ***Publication Date***
- **Close Date –** ***Application Due Date***
- **Close Date Explanation –** ***As Needed***
- **Agency Contact –** ***RFA Publisher*** ***(Person listed as contact for users having difficulty downloading application forms)***
- **Email Address –** ***Email address of Agency Contact***
- **Open Date –** ***Most of the time, same as the Posting Date***
- **Application Package –** ***Forms listed on Application Package Details screen***
- **Application Instructions –** ***File attached to Application Package Details screen, or generic instructions if no file was attached***

NOTES:

1. The Assigned Program Officer for the RFA must be a "Certified FPO" to advance documents to the next step in the workflow process.

2. For both *Universal* and *Competitive* RFAs the user should know the person(s) in his/her Program Office who will receive the application(s) for the initial Minimum Requirements Check.

Universal Process – RFA Creation

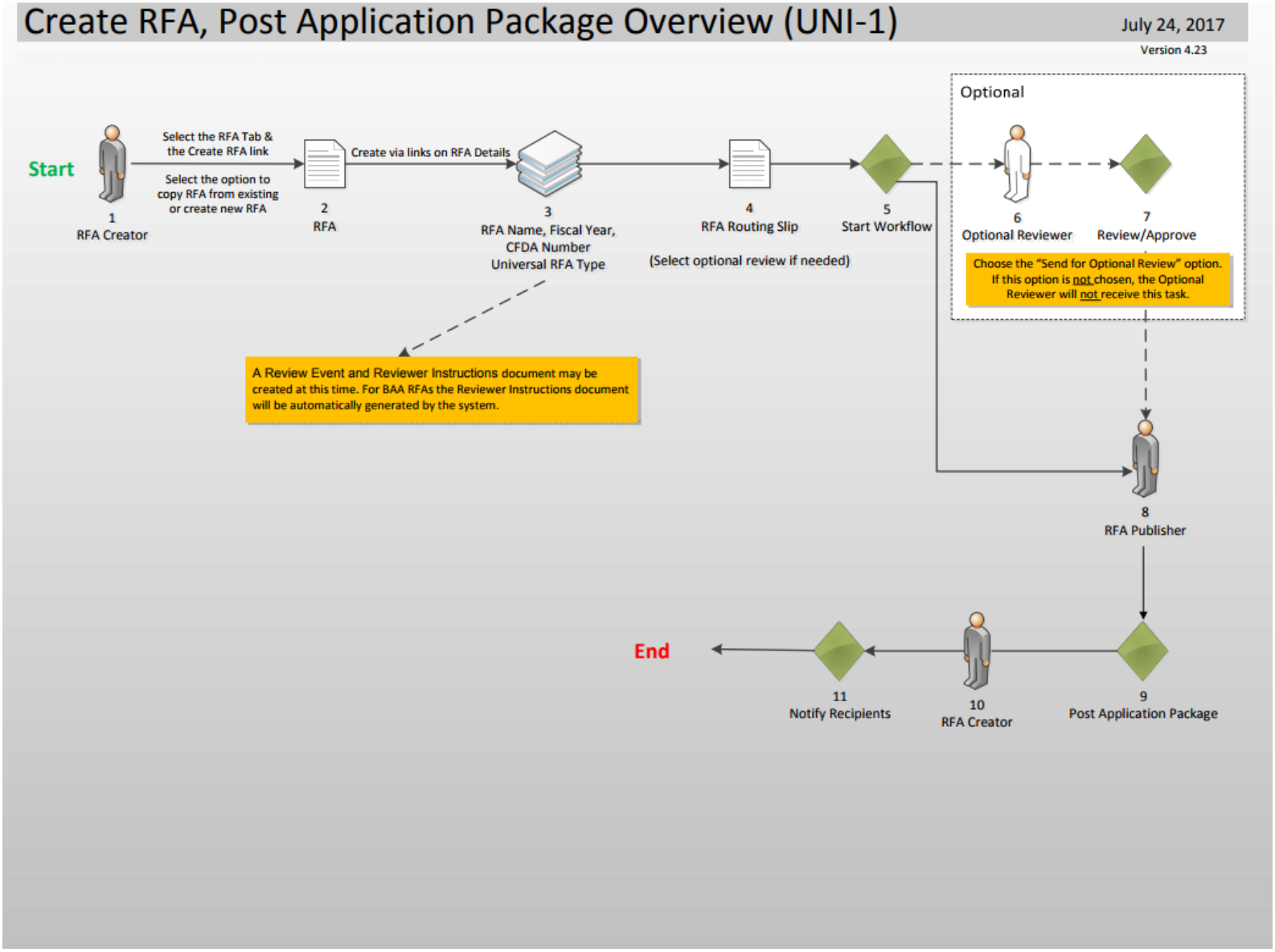

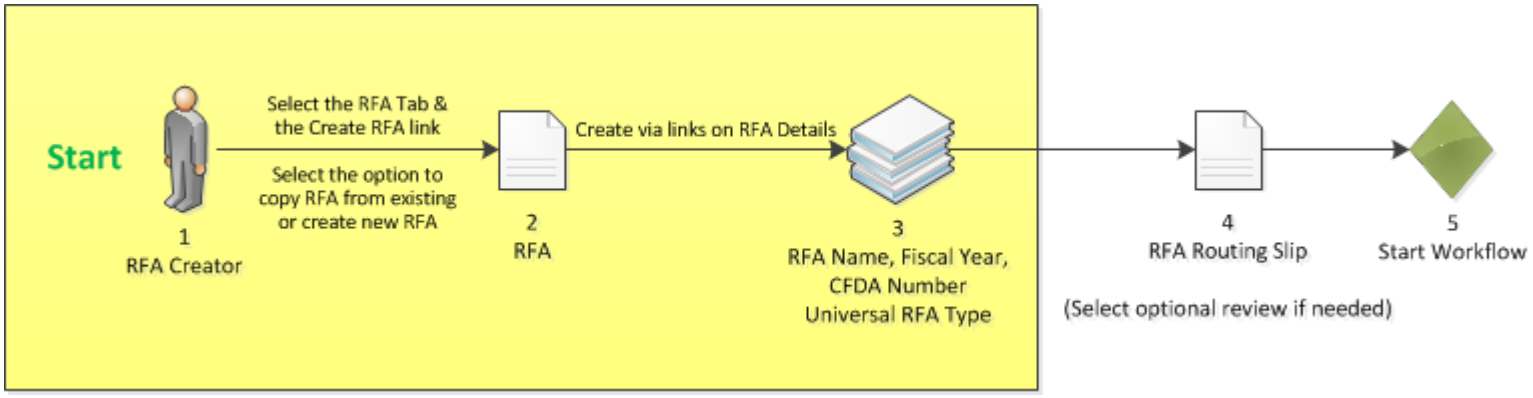

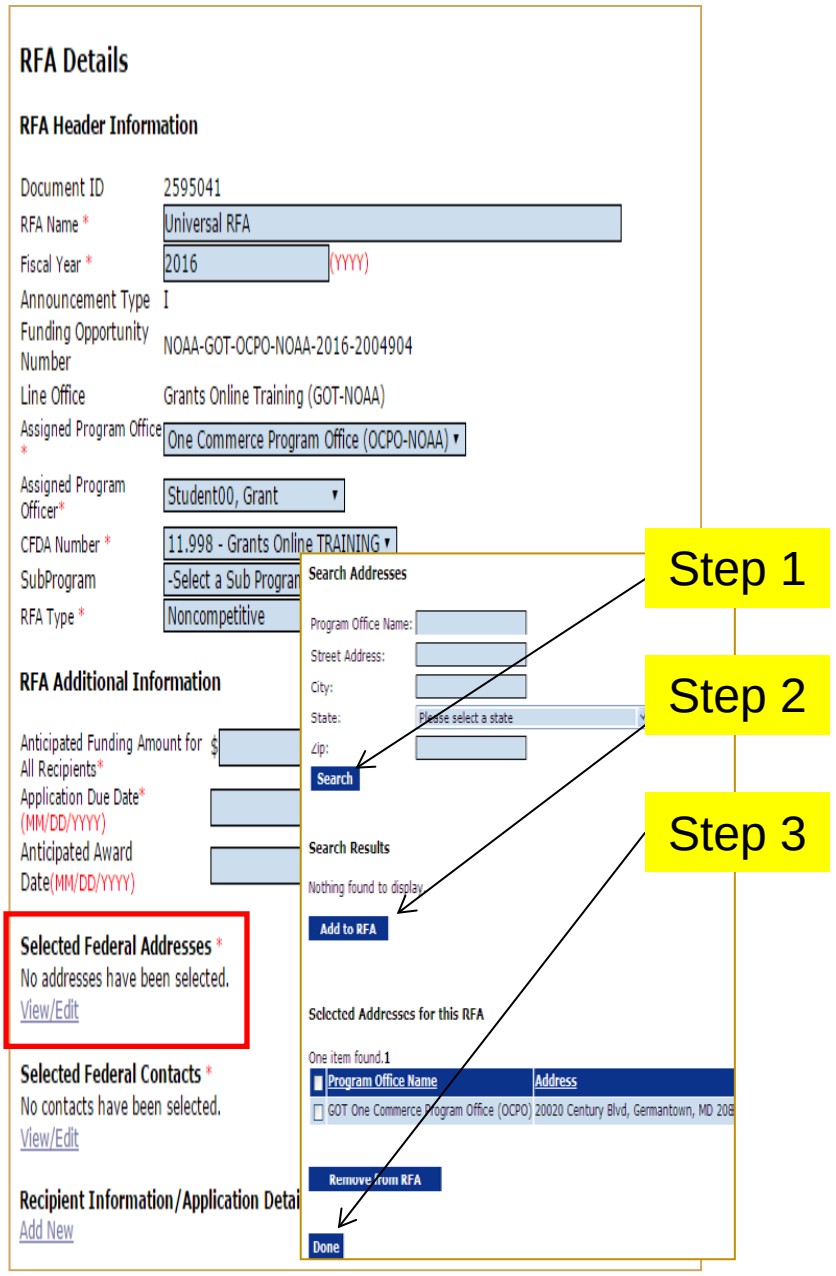

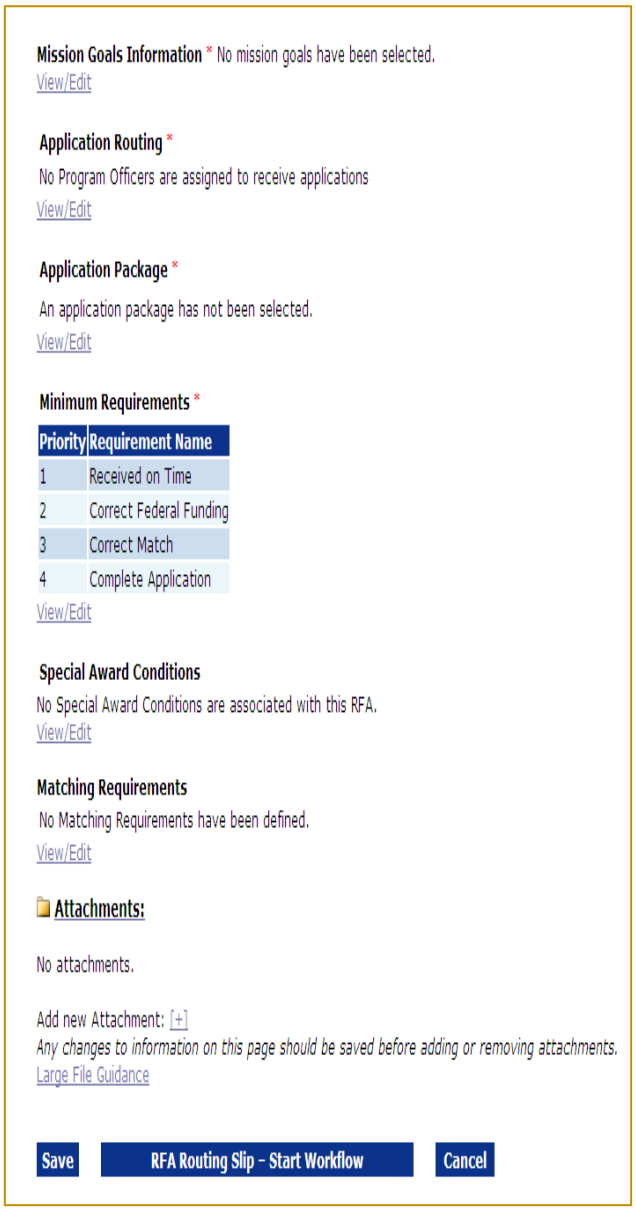

When adding a Recipient to the RFA use the DUNS Number to perform the lookup.

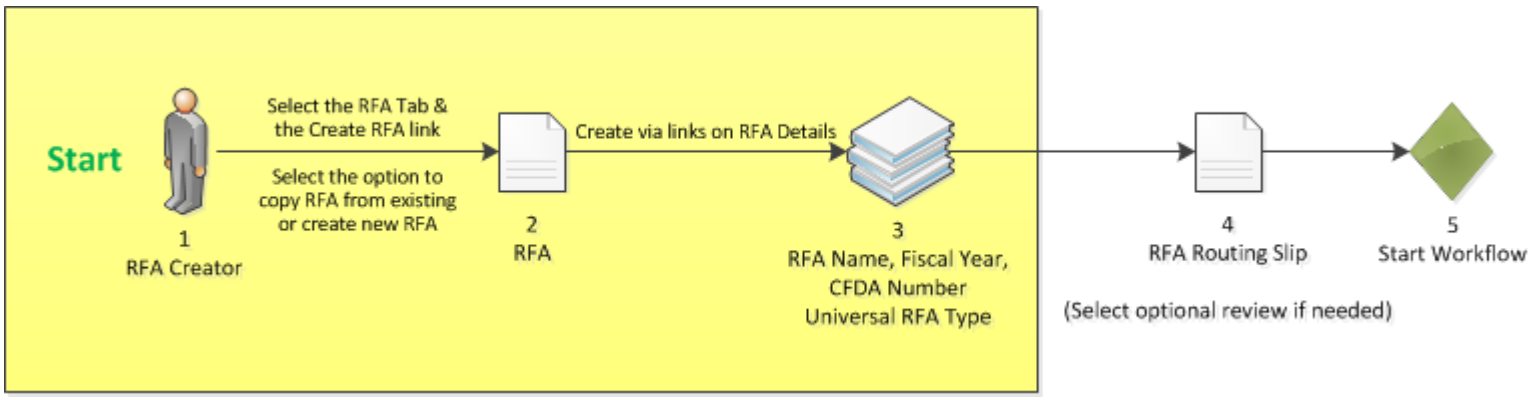

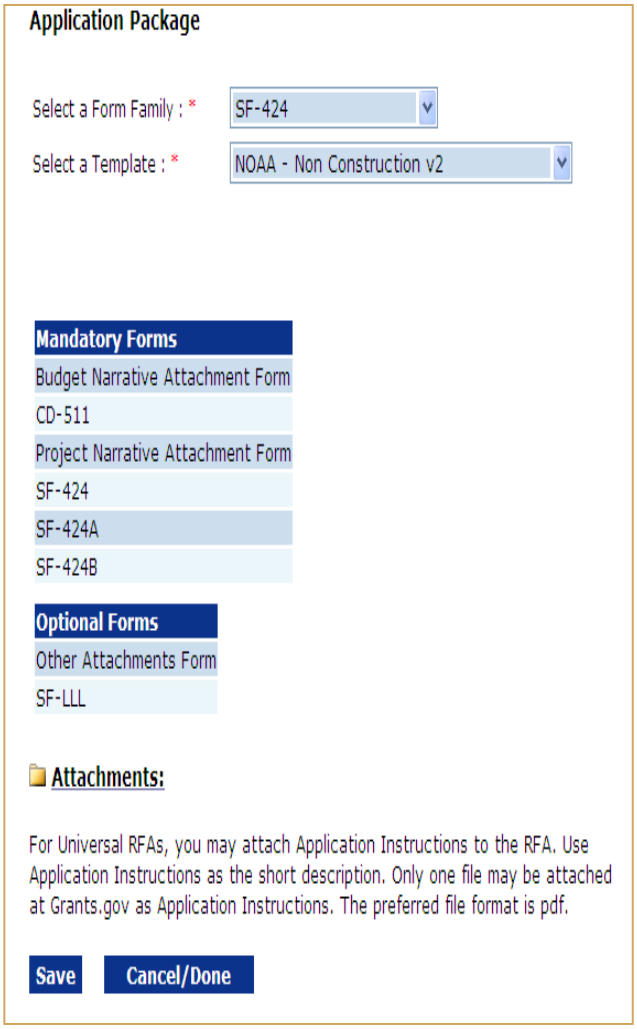

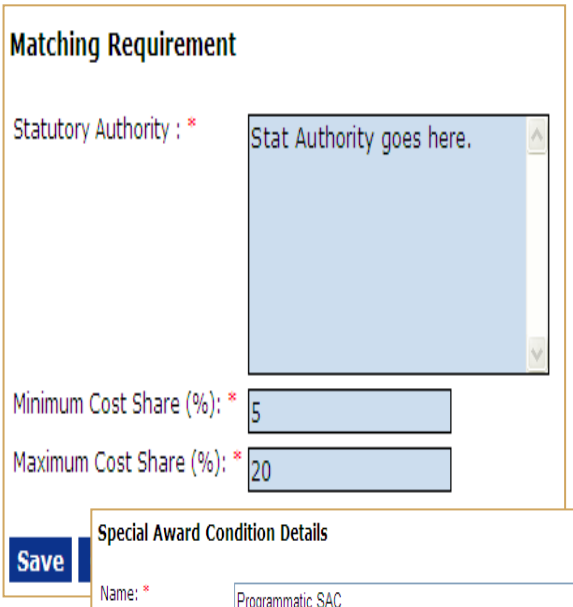

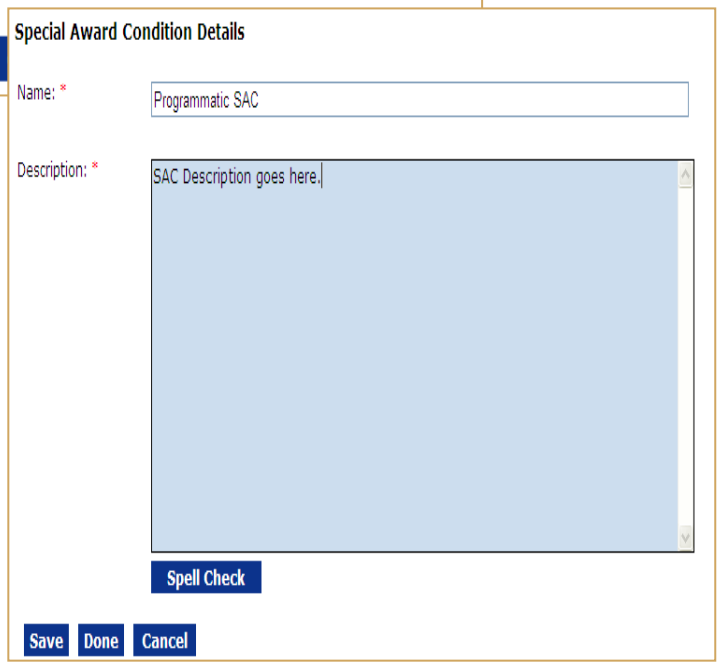

Most NOAA Program Offices use the Standard Non-Construction application package. If the Program Office has specific instructions for the Recipient they may be attached to the Application Package screen. Otherwise, the RFA Publisher will upload a generic document.

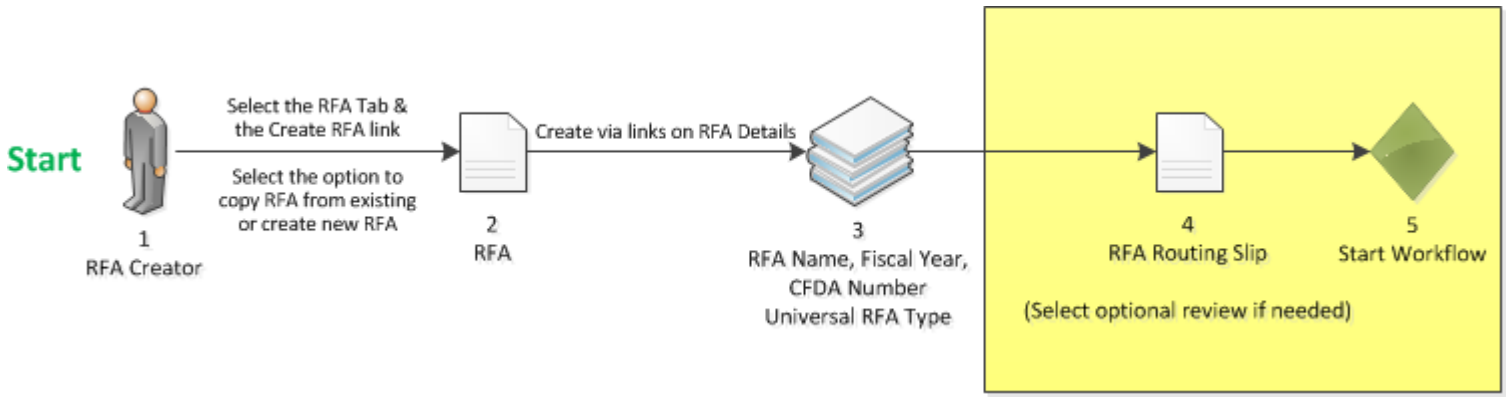

Routing Slip

RFA Creator

It is recommended, although not required that an RFA creator be a Grants Online user with certified program officer role, or equivalent permissions. Within the context of RFA workflow, this is pre-determined to be the person creating the RFA. Further, this role selects optional reviewers and initiates application package posting.

Participant Name	User Name
RFACreator	Grants Student

Optional Reviewer

An RFA can be sent for optional review. You may select one or more person(s) as optional reviewers. If you select optional reviewers, please note that you will have to wait for ALL optional reviews to come back before you can initiate application package posting.

Nothing found to display.

Add Optional Reviewer

RFA Publisher

All RFA Publishers will receive a task to review this document. One RFA Publisher will claim ownership. This is the person who coordinates and publishes the Federal Register Notice and posts the FFO on Grants.gov for competitive announcements. This person also posts the application package at Grants.gov for competitive and non-competitive announcements.

Participant Name
RFAPublisher

Save Route | Start Workflow | Cancel

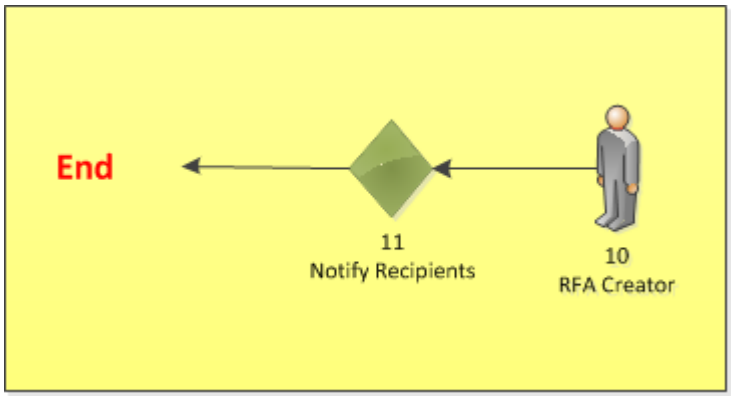

Your Tasks

Document Type: All | Status: Open | Apply Filter >>

31 items found, displaying all items.1

View	Task Name	Award Number	Task Received Date	Document Type	Project Title	Task Status	Document Id	Task Id	Start Date	Completed Date	Applicant Name	Proposal Number
View	Notify Recipients	N/A	02/03/2011	RFA	N/A	Not Started	2199733	1795365			N/A	N/A

RFA

Id: 2199733

Status: NotifyRecipients - Not Started

Action: Please select an action | Submit

Please select an action
Notify
View RFA Details

Your Comments:

Spell Check

Save Comment

View the routing slip >>

Workflow History

Name	Date Assigned	Date Started	Date Completed	Performer	Role	Action Taken	Current Status	User Comments
Post Application Package	02/03/2011 05:37:05 PM	02/03/2011 05:37:39 PM	02/03/2011 05:37:39 PM	Steve John Drescher	RFAPublisher	ApplicationPackagePosted	Complete	
Approve or Review	02/03/2011 05:36:41 PM	02/03/2011 05:37:04 PM	02/03/2011 05:37:04 PM	Grants Student	RFACreator	InitiateApplicationPackagePosting	Complete	

Export options: Excel

Grant Applicant Email

From: GrantsOnLine.test@noaa.gov (GrantsOnLine.test@noaa.gov)

To: grant.applicant@gmail.com

Date: Wednesday, December 10, 2014 8:54:40 AM

Subject: Notice of NOAA posting of Application Package at Grants.gov

This is an automated notification from NOAA Grants Online that an application package has been posted at Grants.gov and you have been selected by the posting Program Officer for notification.

The Grants.gov URL is: ***http://www.grants.gov***. If not registered for Grants.gov, please begin the registration process immediately. It can take up to 2 weeks to fulfill all the registration requirements.

To retrieve an application package from the Grants.gov home page:

1. From the Grants.gov home screen, click the **Applicants** tab.
2. The user may click either the **Search for Grant Opportunities** link or the **Apply for a Grant Opportunity Today** link.
3. If the user selects the **Apply for a Grant Opportunity Today** link, click the **Download Application Package** button.
4. Enter the following Funding Opportunity Number:
    - NOAA-ONPO-2015-2001279
5. From the Actions column, click the **Select Application Package to Download** link.
6. The user should supply his/her email address so s/he can be notified of changes to the application before the closing date. If the user does not provide an email address, s/he cannot be apprised of changes to the application requirements. This limits his/her knowledge of **all** conditions that must be met to be selected for an award.
7. Click the **Download Application Instruction** link.
8. Click the **Download Application Package** link.
9. Complete the fillable pdf form and submit.

Information on the NOAA Request for Applications (RFA):

RFA Name: Generating Sample Notifications
Fiscal Year: 2015
CFDA Number: 11.999
Opportunity Number: NOAA-ONPO-2015-2001279
Agency: National Oceanic and Atmospheric Administration
Opening Date: 2014-12-10 10:54:01.0
Pgm Office: One NOAA Program Office (ONPO)
Pgm Officer: Program Officer
Closing Date: 2015-09-30 17:30:00.00

NOTE: Please contact the NOAA Program Officer for verification of when an application must be submitted for timely award processing.

For further information contact:

Name: Program Officer
Phone: 301-555-1212
Address: 14th Street & Constitution Avenue, NW
Washington, DC 20230
Email: federal.program.officer@noaa.gov

Universal Process – Applications and Review Event

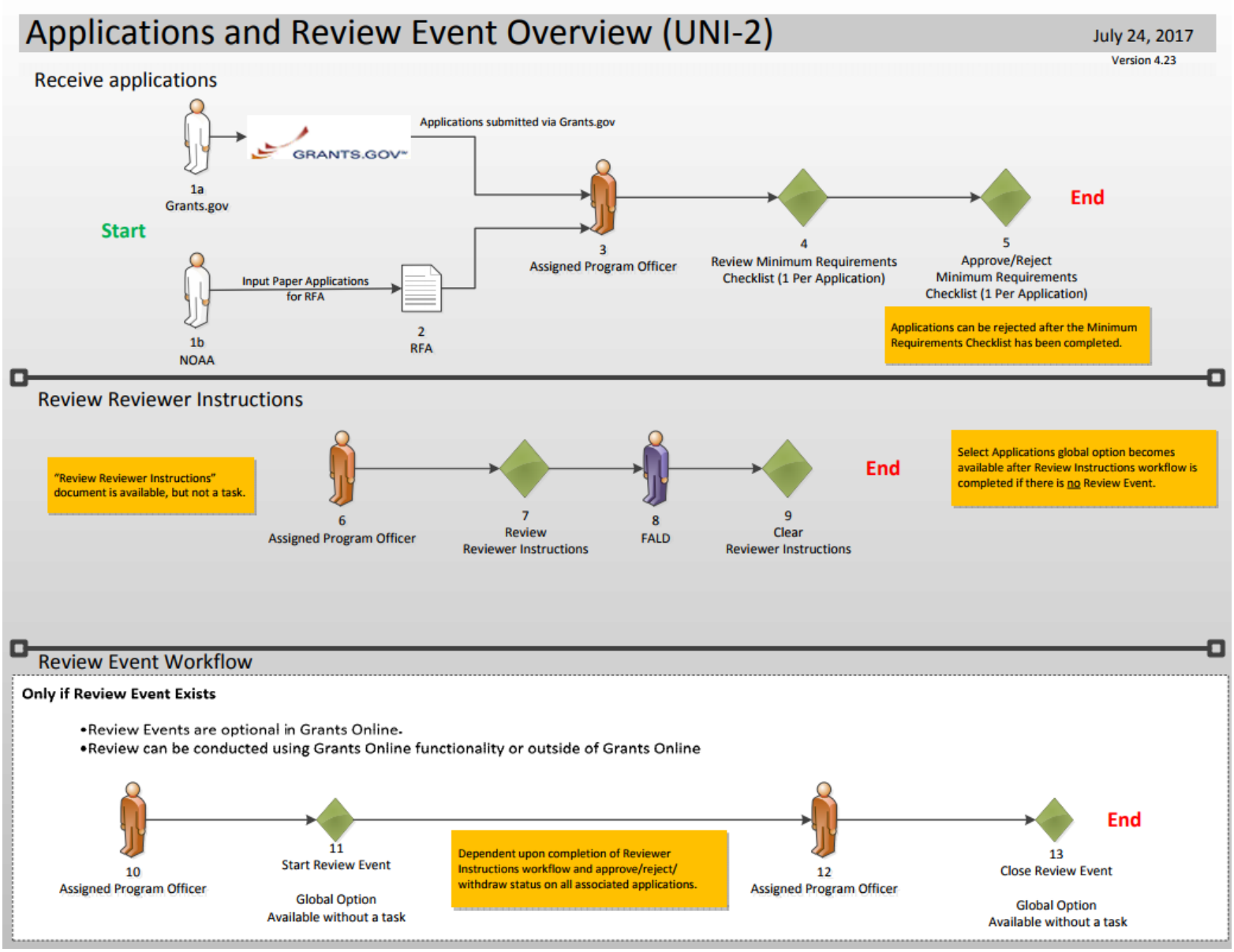

A Review Event is optional for the Universal process.

For further details of the Review Event and Reviewer processes, please reference **Pages 70 & 71** of this Training Manual.

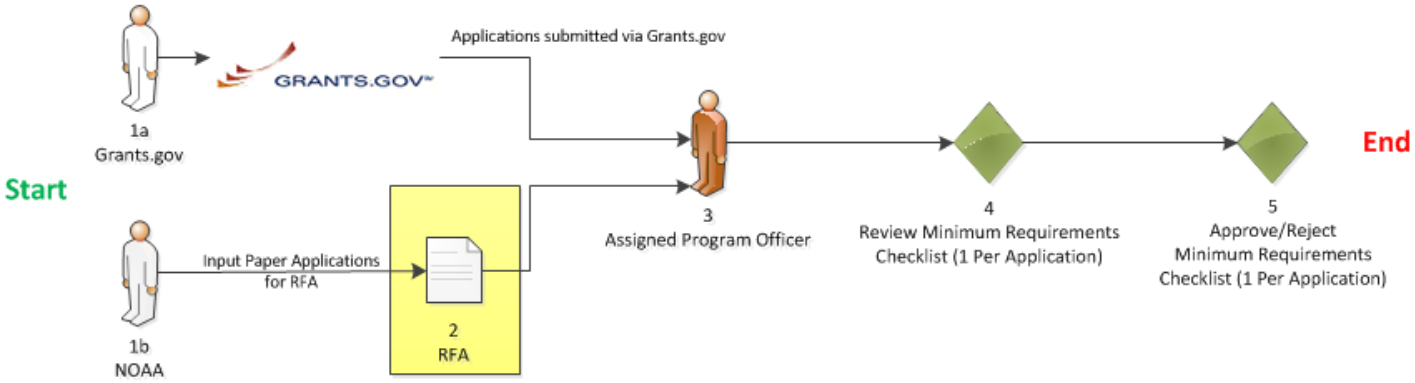

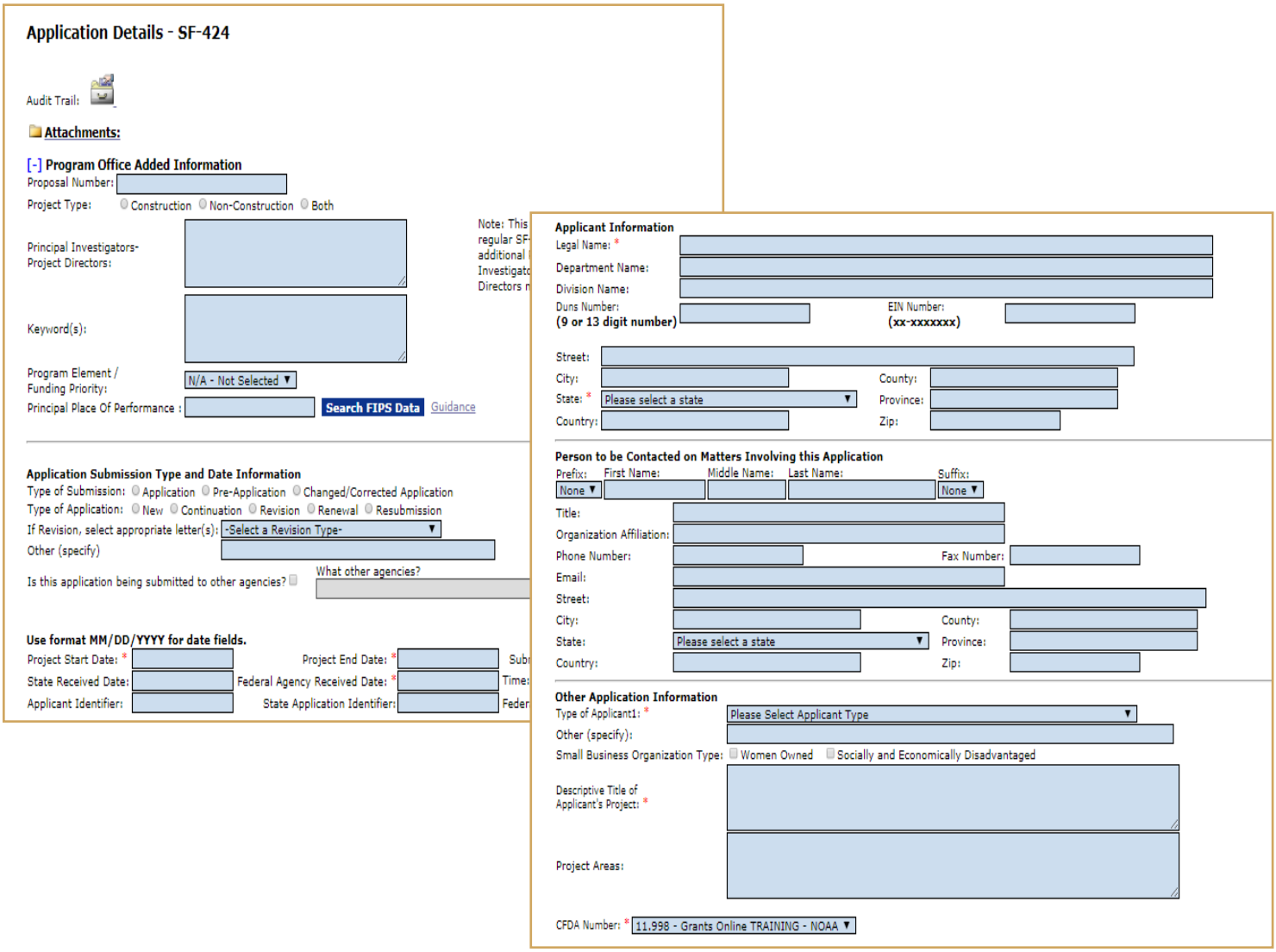

To start, select the **Input Paper Applications** menu item from the Application tab. The data on the Application Details screen will already be filled in if the application was exported from Grants.gov. However, if a paper application is received by the Program Office the data must be entered on this screen. The fields marked with an **asterisk** are required for the application processing to continue. Additionally, the **DUNS Number** should be entered if it is known.

The Application Details screen contains most of the fields found on an SF-424. After entering all required fields, click **Save as Draft**. If you have missed any required fields you will see an error message with guidance regarding the missing fields.

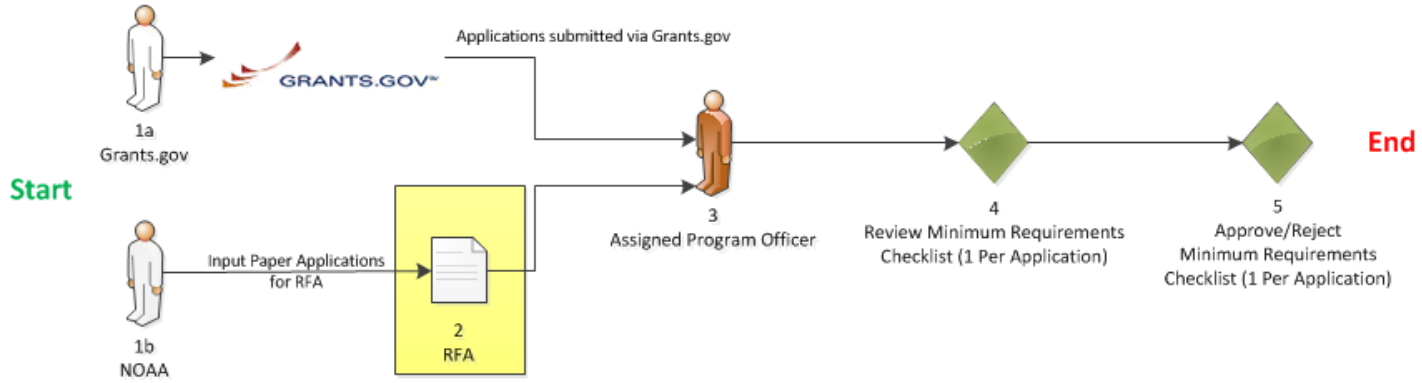

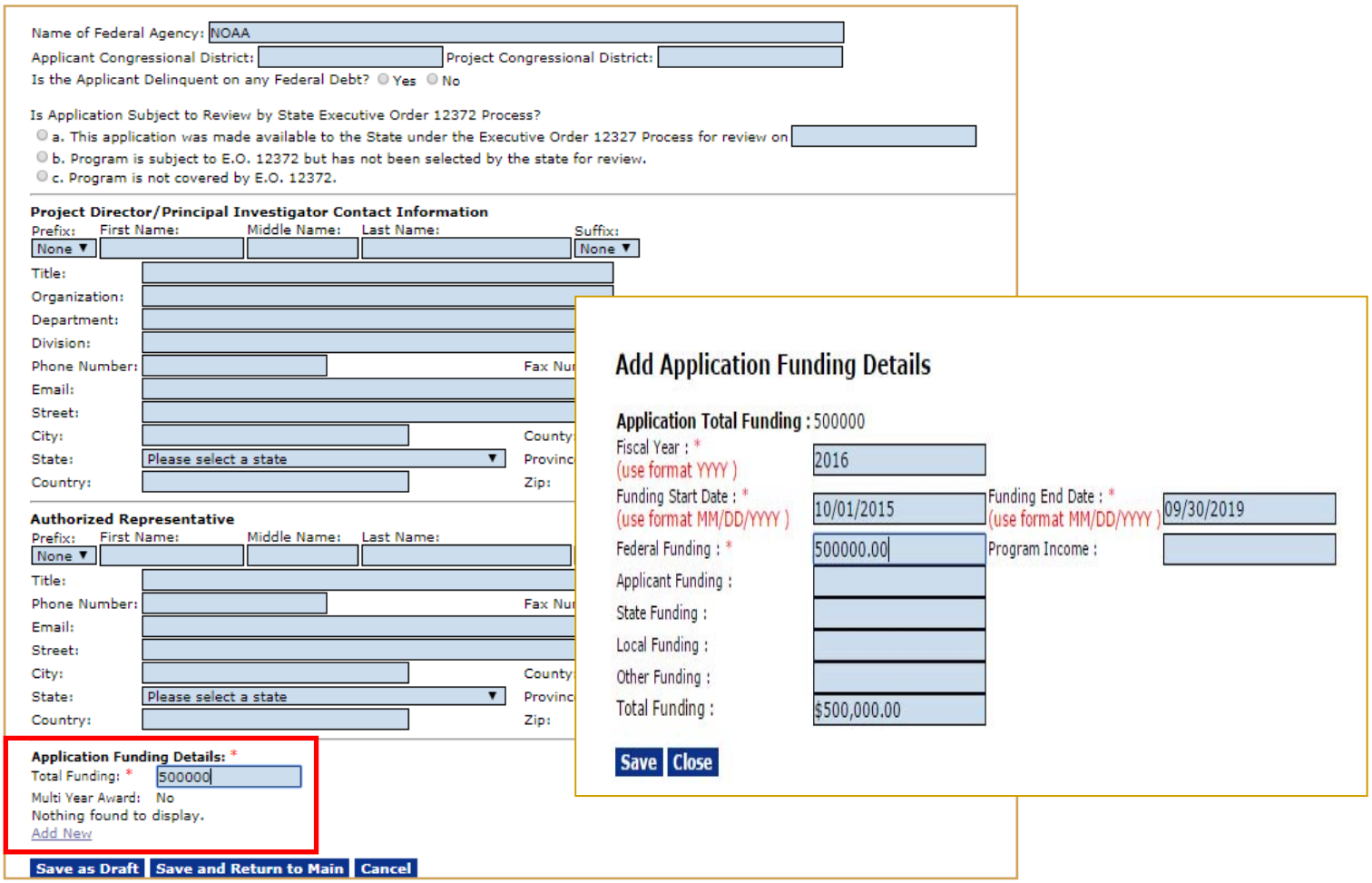

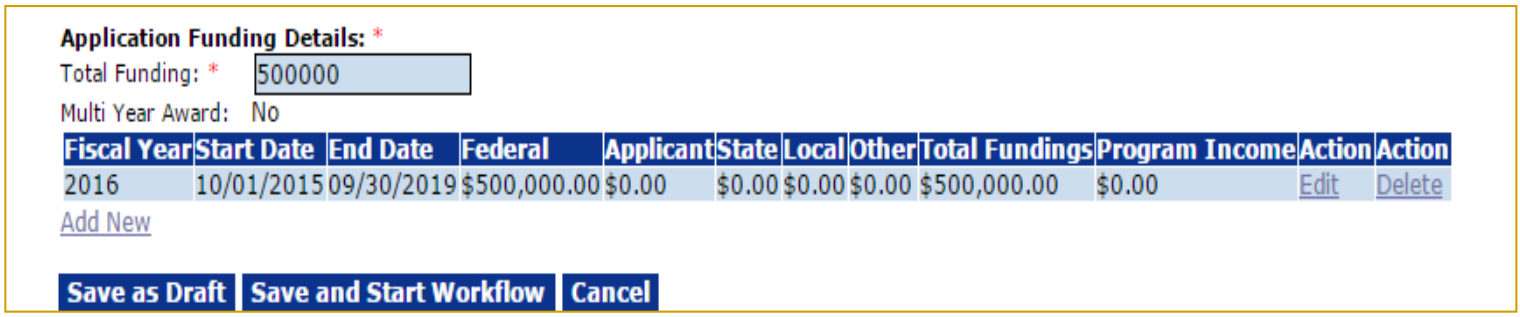

The Total Funding amount includes both Federal and matching funds.

Please note that a multiple year award refers to an award that spans across more than one year. A multi-year award would have more than one line of funding; whereas a multiple year award would only have one line of funding.

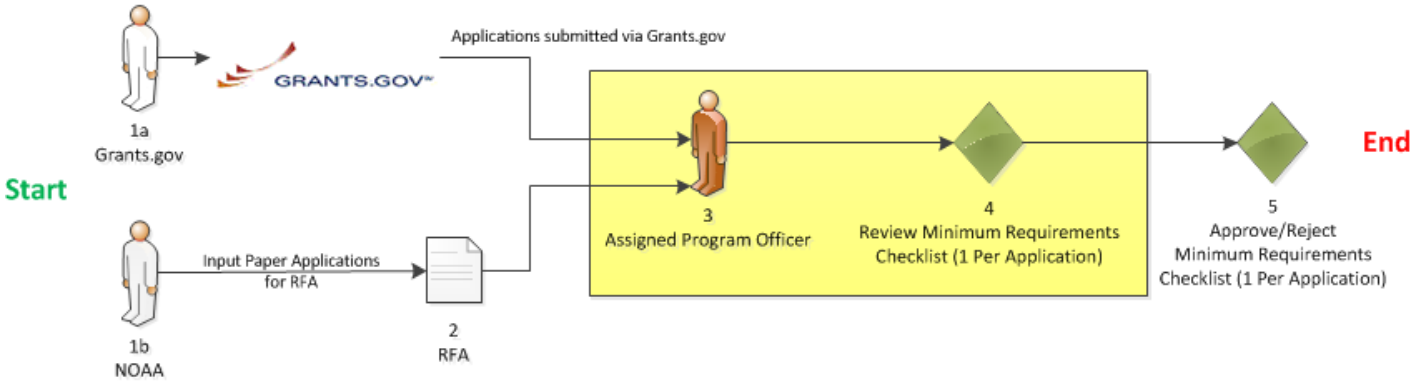

2 items found, displaying all items.**1**

View	Task Id	Task Name	Task Status	Document Type	Document Id	Start Date	Completed Date	Award N
View	1364984	Review Min. Req. Checklist	Not Started	Application	2138624			N/A
View	1364983	Notify Recipients	In Progress	RFA	2138600	12/01/2008		N/A

Minimum Requirements Checklist

If you choose 'No' for a Minimum Requirement, please provide a comment in the corresponding box to the right or provide general comments in the 'Overall Comments' section below.

Minimum Requirement	Met Requirement ?	Comment
Eligible Applicant: Is the applicant eligible to apply for this RFA based on the applicant type?	Yes No Not Applicable	Spell Check
Application Received by Deadline: Was the application submitted by the deadline date and time?	Yes No Not Applicable	Spell Check
Application Meets Minimum Federal Funding: Does the application request at least the minimum Federal funding required by the RFA?	Yes No Not Applicable	Spell Check
Application Meets Maximum Federal Funding: Does the application request no more than the maximum Federal funding required by the RFA?	Yes No Not Applicable	Spell Check
Application Meets Minimum Match: Does the non-Federal funding provide at least the minimum match percentage of the total funding?	Yes No Not Applicable	Spell Check
Application Meets Maximum Match: Does the non-Federal funding provide at no more than the maximum match percentage of the total funding?	Yes No Not Applicable	Spell Check
Complete Application: Does the application contain all of the required forms?	Yes No Not Applicable	Spell Check

Overall Comments:

Spell Check

All requirements questions must be answered before the application can be approved or rejected for minimum requirements.

Save | Save and Return to Main | Cancel

If the “No” radio button is selected on any of the items comprising the Minimum Requirements Checklist, a comment should be entered in the associated comments box or in the Overall Comments box (typically at the bottom of the screen). The user will not be allowed to save the screen without a comment if a “No” radio button has been selected.

Federal Grants System DUNS Relationships

An Award must be linked to the SAME DUNS Number in all Federal Systems

Applicant obtains DUNS # from Dun and Bradstreet.

ASAP ID linked to **one** DUNS # and Grant Number (previously allowed two DUNS #s)

Applicant Registers in SAM using the EIN or DUNS #.

Grants Online info is manually checked against the SAM record.

ASAP ID

Application (DUNS # is entered on SF-424)

US Department of Commerce Business Systems (CBS)

Grants Online Org is linked to CBS Vendor which is linked to ASAP ID all using the DUNS Number

GRANT #, DUNS #

Application gets a Grant # and is linked to Grants Online Org by DUNS #

GRANT #, DUNS #

Universal Process – Prepare Applications for Funding

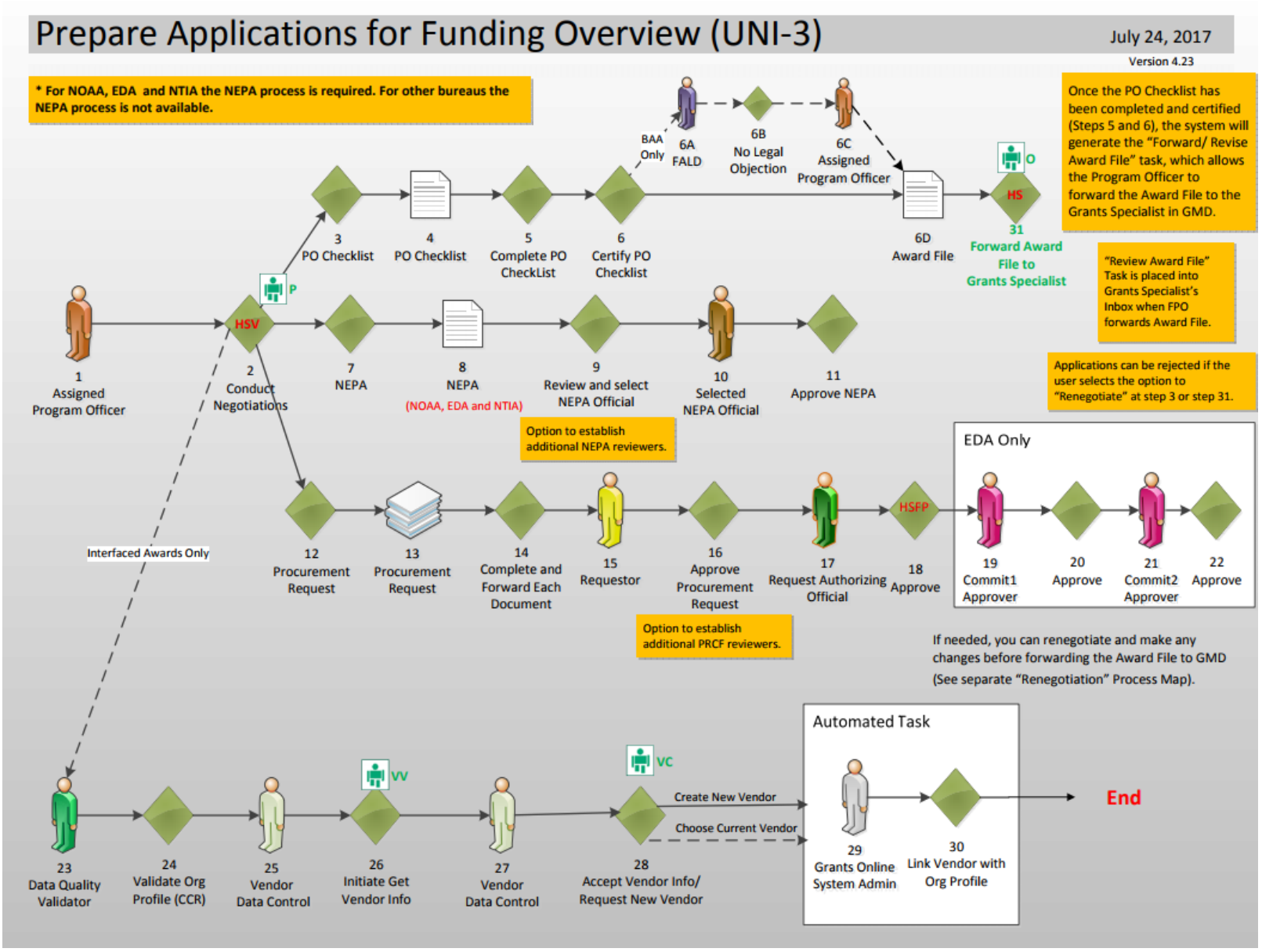

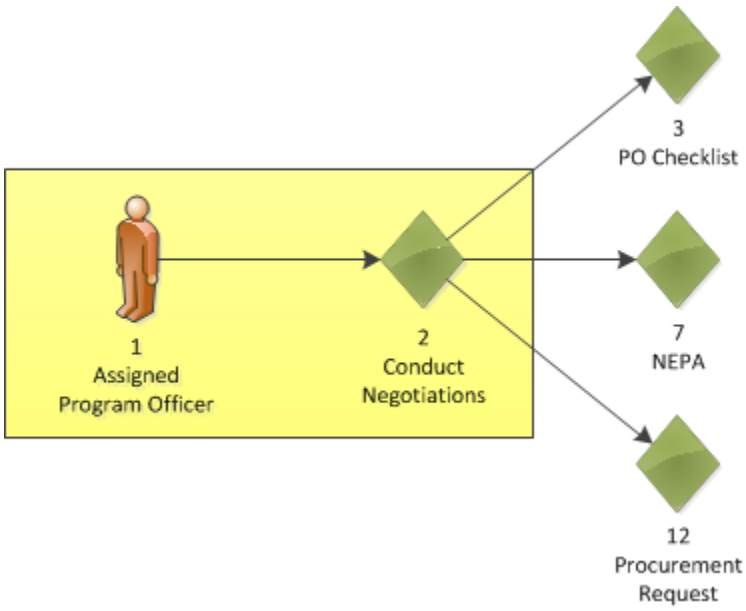

33 items found, displaying all items.1

View	Task Name	Award Number	Task Received Date	Document Type	Project Title	Task Status	Document Id	Task Id	Start Date	Completed Date	Applicant Name	Proposa Number
View	Conduct Negotiations	N/A	02/05/2011	Application	LB Universal2 RFA App	Not Started	2199761	1795527			icmr	LB Univ2 App
View	Notify Recipients	N/A	02/05/2011	RFA	N/A	In	2199760	1795525	02/05/2011		N/A	N/A

Scenario 1: DUNS Number is found in Grants Online

Application Submission Type and Date Information
Type of Submission: ○ Application ○ Pre-Application ○ Changed/Corrected Application
Type of Application: ○ New ○ Continuation ○ Revision ○ Renewal ○ Resubmission
If Revision, select appropriate letter(s): -Select a Revision Type-

Use format MM/DD/YYYY for date fields.
Project Start Date: * 10/01/2015 Project End Date: * 09/30/2019 Submitted Date:
State Received Date: Federal Agency Received Date: * 02/01/2015 Time: * 05:00 PM Eastern
Applicant Identifier: State Application Identifier: Federal Identifier:

Applicant Information Organization Profile
Legal Name: * BANGOR PUBLISHING COMPANY **Org Lookup**
This Applicant has been automatically assigned a Grants Online Organization based on unique DUNS number match.
Department Name:
Division Name:
Duns Number: * **(9 or 13 digit number)** 001096643 EIN Number: * **(xx-xxxxxxx)** 98-7654321

Street: 491 MAIN ST
City: BANGOR County:
State: * Maine Province:
Country: USA Zip: 04401-6296

Name and Telephone number of person to be contacted on application matters
Prefix: None First Name: Middle Name: Last Name: Suffix: None
Title:
Organization Affiliation:
Phone Number: Fax Number:
Email:

Step 1:

If the DUNS Number was entered on the application and the organization is found in Grants Online, a message in black bold text will be displayed that reads "This Applicant has been automatically assigned a Grants Online Organization based on unique DUNS Number match."

Proceed to Step 2.

Scenario 2: DUNS Number was not entered on the Application but the Organization exists in Grants Online

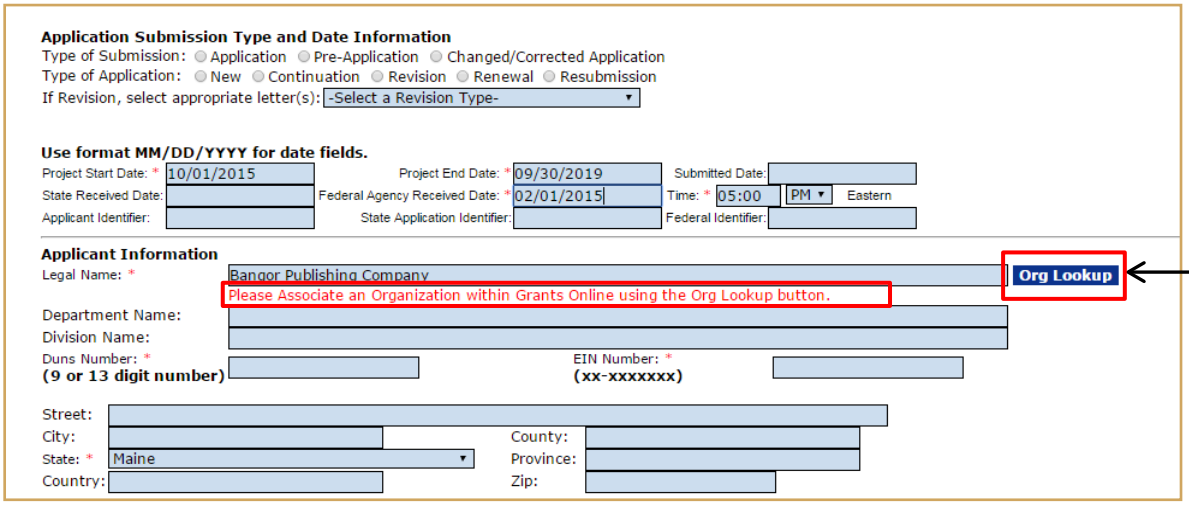

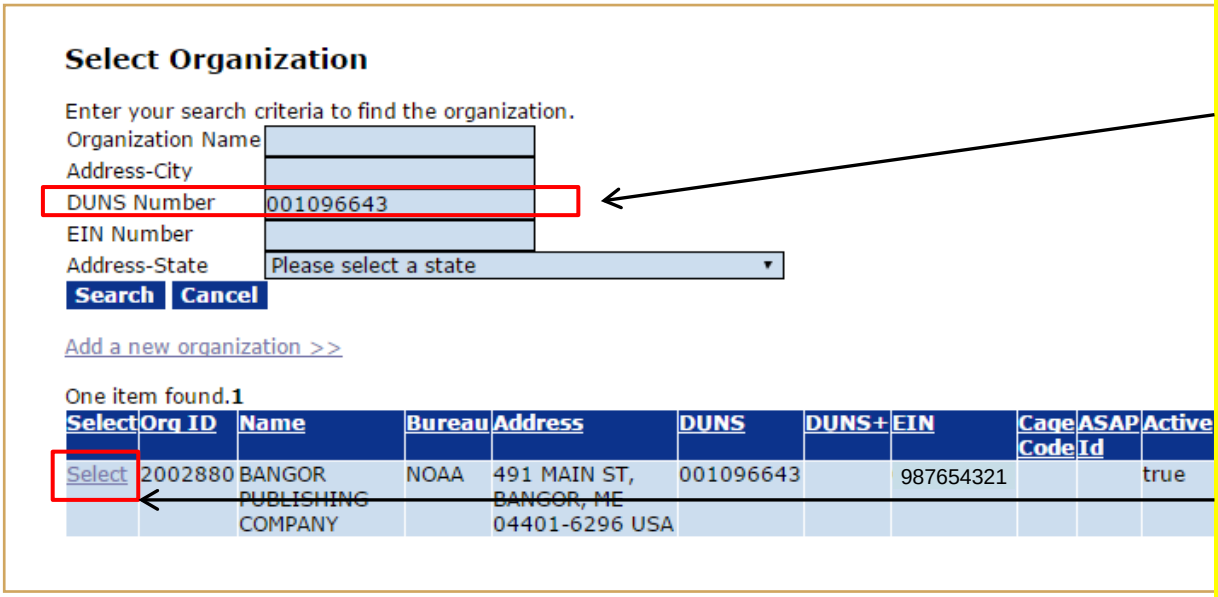

Step 1:

a) *If the DUNS Number was not entered a red message is displayed. Click the* ***Org Lookup*** *button to find the organization's record in the database or add if necessary.*

b) *Enter the search criteria (enter DUNS Number if available). Click the* ***Search*** *button.*

c) *If the desired organization is found, click the* ***Select*** *link to associate the organization in Grants Online.*

Scenario 3: DUNS Number was not found in Grants Online

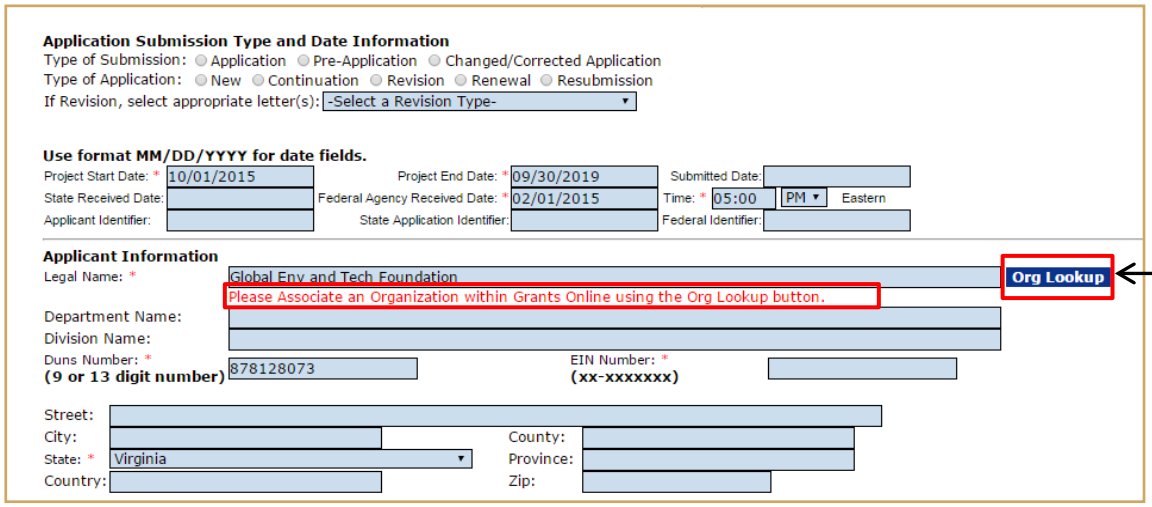

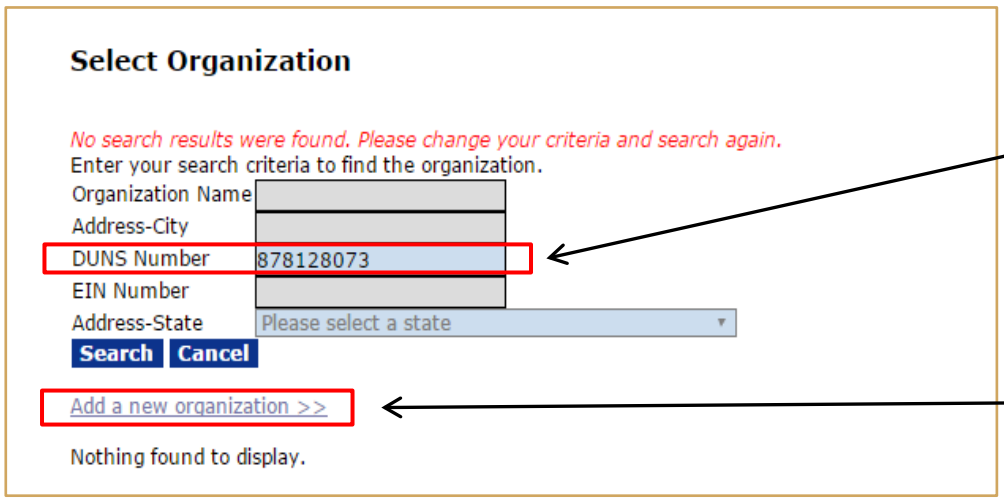

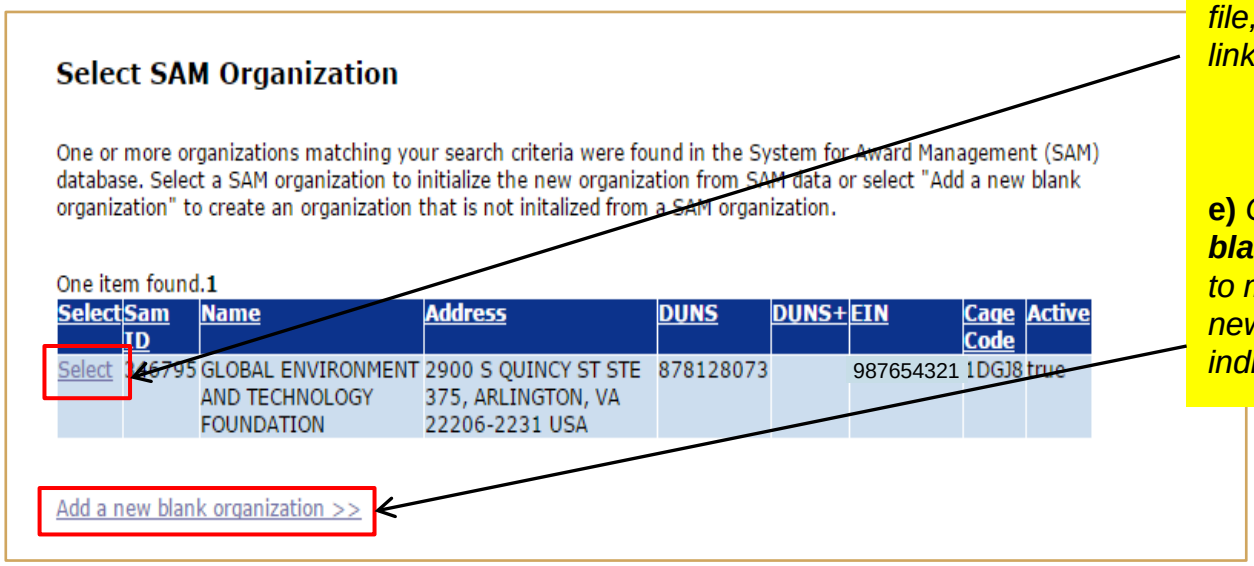

Step 1:

a) *If the DUNS Number was not found in Grants Online a red message is displayed. Click the* ***Org Lookup*** *button to find the organization's record in the database or add if necessary.*

b) *The DUNS Number will automatically be pre-populated in the field. Click the* ***Search*** *button.*

c) *If the desired organization is NOT found in Grants Online, click the* ***Add a new organization*** *link.*

d) *If the organization's record is in the SAM.gov file, click the* ***Select*** *link.*

OR

e) *Click the* ***Add a blank organization*** *to manually enter a new organization or individual recipient.*

1. An additional identifier on the Organization Profile called the Cage Code may be returned in the search results. The Cage Code is a data field from the System for Award Management (SAM). As a result of the Digital Accountability and Transparency Act (DATA Act), Grants Online now receives a daily extract from SAM.gov that will automatically update the Organization's profile in Grants Online.

2. Only active records are returned in the search results. If for some reason an organization is marked as inactive in the Grants Online database it will not show up in the search results even though it may be associated with a current award or closed award. For example, when an organization converts from non-ASAP to ASAP, the non-ASAP record will be made inactive so that it cannot be selected for a new award. If there are any closed awards for that organization before it coverts to ASAP, they will remain associated with the non-ASAP record but the active ones will become associated with the ASAP record.

3. You will be able to tell whether or not an organization is already set up in ASAP by the presence of an ASAP ID in the search results. If an organization record is non-ASAP, but that Organization has been ASAP in the past, please contact the Grants Online Help Desk.

Add Organization

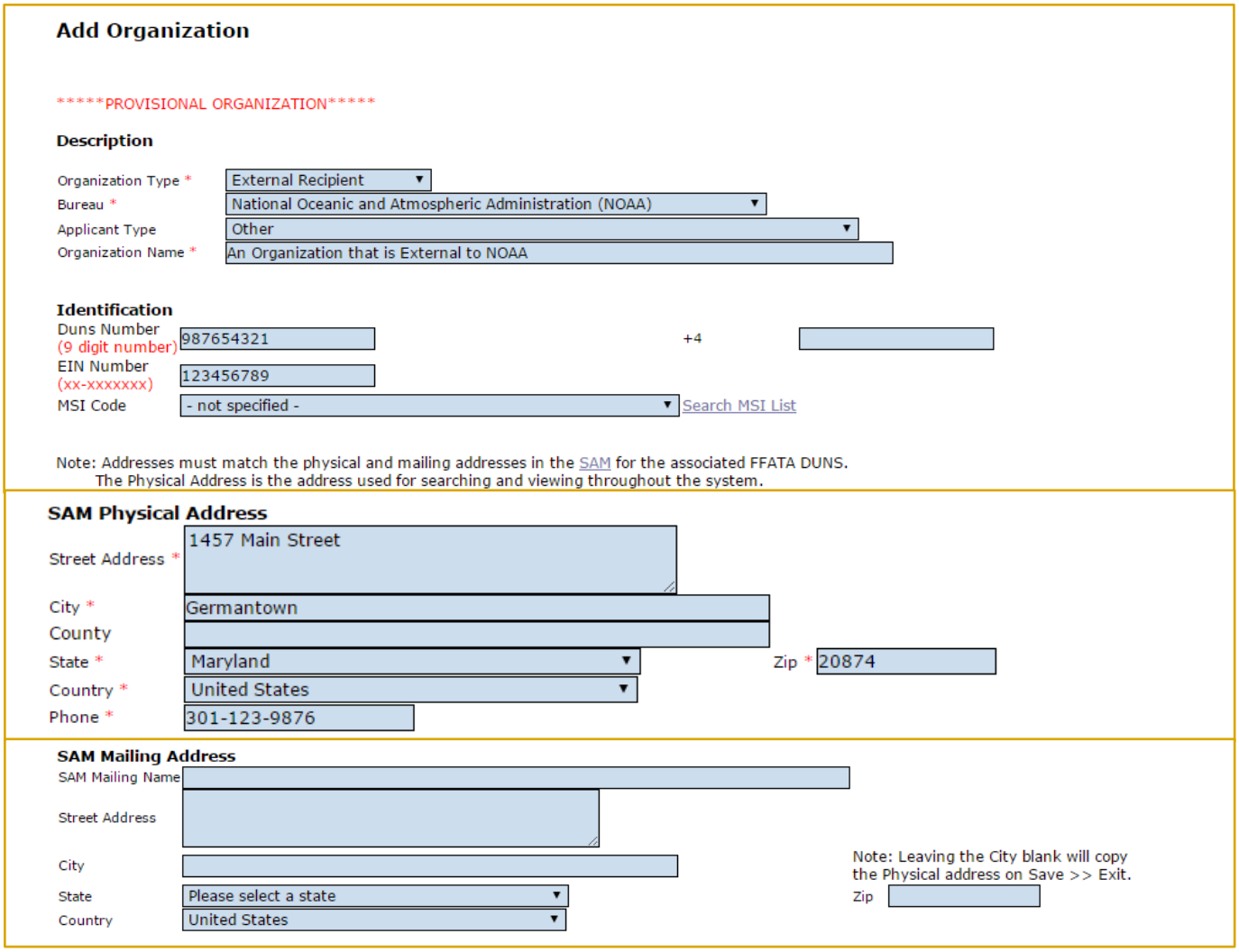

When adding a new organization the user must select his/her Bureau at the top of the page. If you have the organization's Cage Code it can be entered at the bottom of the page.

A required checkbox has been added to the PO Checklist so the user can indicate if s/he has verified the EIN and DUNS Number the Recipient entered on the submitted paper application. On occasion, there have been typos in the EIN or DUNS Number on the application. Those typos frequently lead to inaccuracies in the organization's profile information and contribute to the grant being linked to an incorrect vendor in the CBS system. The ideal time to check this information is during the "Conduct Negotiations" process step (Universal RFA) or "Assign Award Number/Recipient" process step (Competitive RFA).

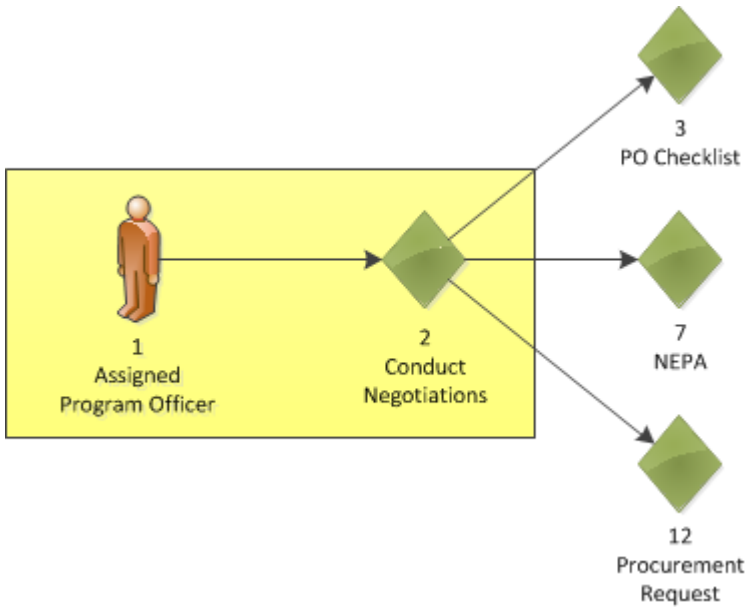

33 items found, displaying all items.1

View	Task Name	Award Number	Task Received Date	Document Type	Project Title	Task Status	Document Id	Task Id	Start Date	Completed Date	Applicant Name	Proposa Number
View	Conduct Negotiations	N/A	02/05/2011	Application	LB Universal2 RFA App	Not Started	2199761	1795527			icmr	LB Univ2 App
View	Notify Recipients	N/A	02/05/2011	RFA	N/A	In	2199760	1795525	02/05/2011		N/A	N/A

[-] Program Office Added Information

Proposal Number:

Project Type: * Construction Non-Construction Both

Principal Investigators-Project Directors:

Keyword(s):

Program Element / Funding Priority: N/A - Not Selected

Principal Place Of Performance : Search FIPS Data Guidance

Step 2: *Select Construction, Non-Construction or Both*

Authorized Representative

Prefix: First Name: Middle Name: Last Name: Suffix:

None None

Title:

Phone Number: Fax Number:

Email:

Please Associate an Authorized Representative within Grants Online for the Organization mentioned above using the Authorized Representative Lookup button.

Authorized Representative Lookup

Step 3: *Authorized Representative Lookup – Find Auth Rep in database*

Award Number:

Generate New Award Number

Associate with Existing Award

Save Save and Return to Main Cancel

Step 4: *Generate New Award Number or Associate with Existing Award*

We are currently working on a new award. When working on a continuation amendment, the user will only have the option to select an organization identified on the original award.

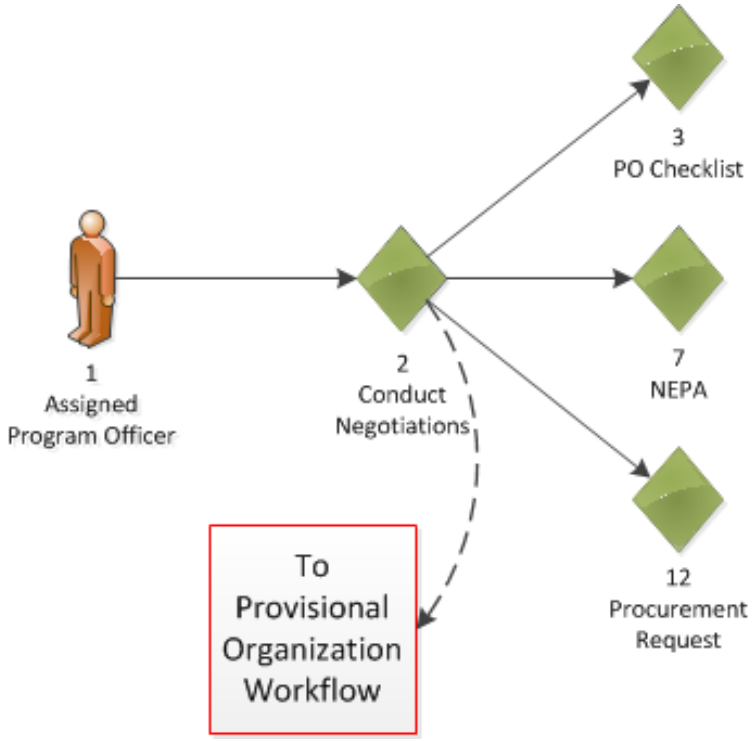

No Procurement Request for Zero Dollar Awards

Your Tasks

Document Type: All | Status: Open | Apply Filter >>

32 items found, displaying all items.1

View	Task Name	Award Number	Task Received Date	Document Type	Project Title	Task Status	Document Id	Task Id	Start Date	Completed Date	Applicant Name	Proposal Number
View	Procurement Request and Commitment of Funds	NA11GOT9990039	02/02/2011	Procurement Request and Commitment of Funds	Test/Training App 1 for Release 4.06 Comp RFA	Not Started	2199722	1795342			Institute for Community Managed Resources (ICMR)	LB Test App 1
View	NEPA Document	NA11GOT9990039	02/02/2011	NEPA	Test/Training App 1 for Release 4.06 Comp RFA	In Progress	2199724	1795341	02/02/2011		Institute for Community Managed Resources (ICMR)	LB Test App 1
View	Complete PO Checklist	NA11GOT9990039	02/02/2011	PO Checklist	Test/Training App 1 for Release 4.06 Comp RFA	Not Started	2199723	1795340			Institute for Community Managed Resources (ICMR)	LB Test App 1
View	Assign Award Number/Recipient	N/A	01/04/2011	Application	Test App for 4.05 Process Maps	In Progress	2199526	1794572	01/25/2011		Institute for Community	LB - Test App 1

(NEPA - NOAA, NTIA, EDA Only)

Award File In Progress - NA12GOT9990022

Id: 2245442
Status:

Action: Please select an action | Submit
Your Comments:
Spell Check
Save Comment

Print Award File History

Attachments:

Pending Actions

5 items found, displaying all items.1

Type	ID	Start Date	Federal Funding	Fiscal Year	Last Action Status	La
PO Checklist	2245444	05/22/2012	$5,000.00	2012	Complete PO Checklist: Not Started	
NEPA	2245446	05/22/2012	$5,000.00	2012	NEPA Document: Not Started	
Procurement Request and Commitment of Funds	2245443	05/22/2012		2012	Procurement Request and Commitment of Funds: Not Started	
Organization Profile	2245445	05/22/2012	$5,000.00	2012	Validate Organization Profile: Not Started	
Organization Profile	2245445	05/22/2012	$5,000.00	2012	Validate Organization Profile: Not Started	

- In the Universal application process, the Provisional Organization workflow is initiated at the same time as the PO Checklist, NEPA, and Procurement Request when the FPO chooses **Negotiations Complete**. However, the Organization Profile task for the Provisional Organization Workflow is not in the FPO's Inbox. Rather it is created in the Inbox of a new Grants Online user called the Data Quality Validator. The FPO can monitor the progress of the Organization Profile by checking under "Pending Actions" on the Award File launch page.

- Until the Provisional Organization workflow is completed, the FPO will not have an option to Certify the PO Checklist and the Budget Officer will not have an option to Approve the Procurement Request.

- The user will have either two (2) or three (3) new tasks in his/her Inbox. (If there are no new tasks in the Inbox, click the **Inbox** tab to refresh the screen display.) Only NOAA, NTIA, and EDA receive the NEPA Document. The other bureaus only receive the PO Checklist and the Procurement Request.

- An Award File has also been created in the database. These tasks will move along separate workflow paths but will become a part of the same Award File in the Grants Specialist's Inbox. The tasks do not have to be completed in any particular order. However, the Grants Specialist may return an "incomplete" Award File to the FPO. The Grants Specialist cannot proceed to the next step until all documents that comprise the Award File are complete. The user should periodically check the Workflow History to ensure the Procurement Request (and if appropriate the NEPA) have completed their approval process before forwarding the Award File to the Grants Specialist. (The task with the option to forward the Award File to the Grants Specialist appears after the user completes the PO Checklist.)

Grants Online Training

Competitive RFA / FFO Creation

August 2017

Competitive Process – RFA Creation

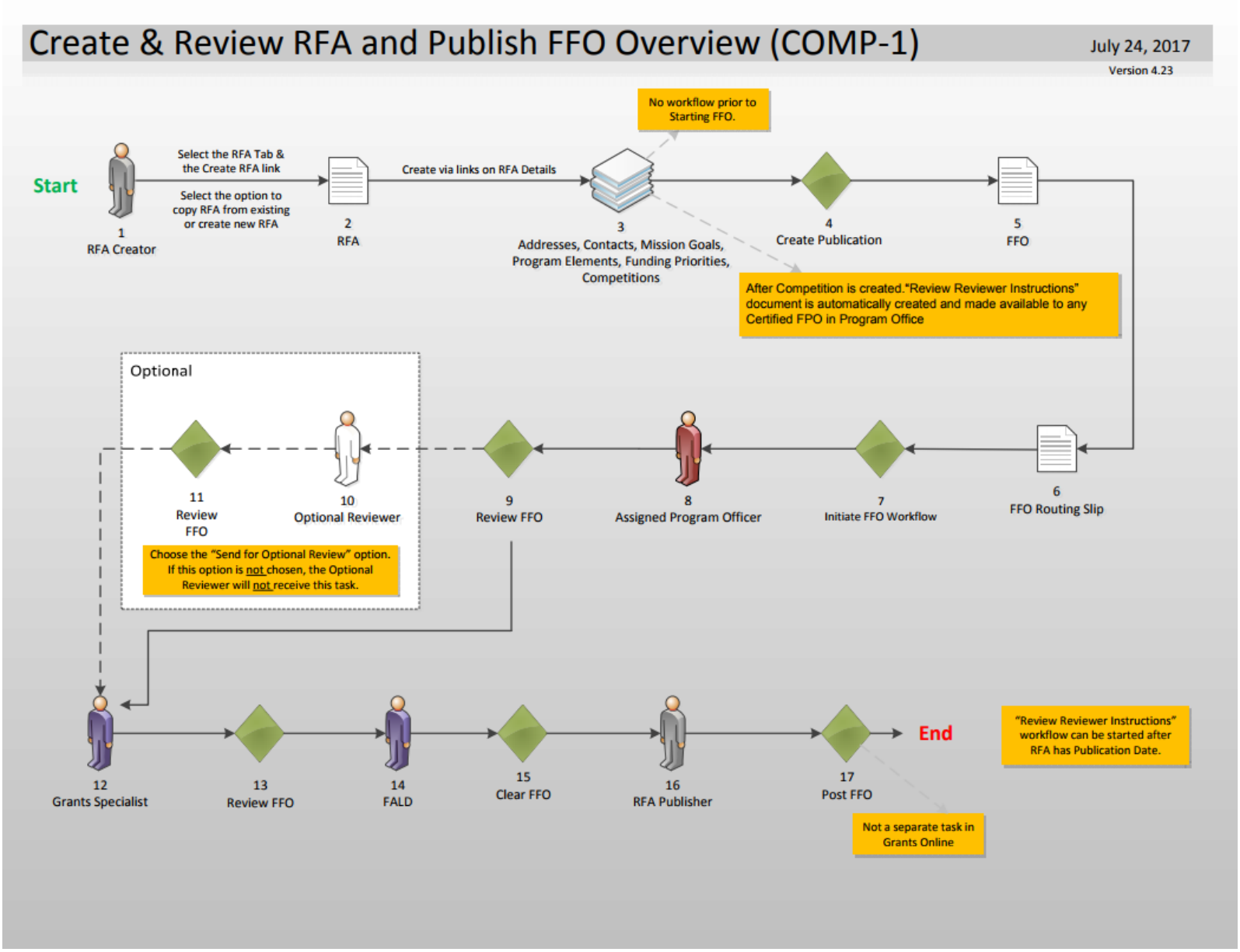

Universal **and** ***Competitive*** **RFA Fields Posted to Grants.gov**

- **Opportunity Number –** ***Federal Opportunity Number***
- **Opportunity Title –** ***RFA Name***
- **Opportunity Category –** ***(Competitive RFA ➔ "Discretionary"; Universal RFA ➔ "Other")***
- **Category Explanation – (If Opportunity Category is "Other"):** ***RFA Type***
- ***CFDA Number***
- **Posting Date –** ***Publication Date***
- **Close Date –** ***Application Due Date***
- **Close Date Explanation –** ***As Needed***
- **Agency Contact –** ***RFA Publisher*** ***(Person listed as contact for users having difficulty downloading the application forms)***
- **Email Address –** ***Email address of Agency Contact***
- **Open Date –** ***Most of the time, same as the Posting Date***
- **Application Package –** ***Forms listed on Application Package Details screen***
- **Application Instructions –** ***File attached to Application Package Details screen, or generic instructions if no file was attached***

Notes:
1. The assigned Program Officer for the RFA must be a "Certified FPO" to advance documents to the next step in the workflow process.

2. For both *Universal* and *Competitive* RFAs the user should know the person(s) in his/her Program Office who will receive the application(s) for the initial Minimum Requirements Check.

Additional RFA Fields Posted to Grants.gov for ***Competitive*** Announcements

- **Eligible Applicants –** ***FFO Details screen, Section III. A***
- **Cost-Sharing or Matching Requirement –** ***"Yes" or "No" (based on FFO) Details screen, Section III. B***
- **Expected Number of Awards –** ***Anticipated Number of Awards (Min)***
- **Estimated Total Program Funding –** ***Anticipated Funding Amount***
- **Award Ceiling –** ***Anticipated Award Amount (Max)***
- **Award Floor –** ***Anticipated Award Amount (Min)***
- **Funding Opportunity Description –** ***FFO Details screen, Executive Summary, Funding Opportunity Description***
- **Competition ID –** ***System Generated ID for the Competition(s) associated with the RFA***
- **Competition Title –** ***Competition Details screen, Competition Name***

Create RFA

Choose Type:

- (•) Competitive
- ( ) Broad Agency Announcement
- ( ) Congressionally Directed
- ( ) Congressionally Mandated
- ( ) Formula/Allotment
- ( ) Institutional
- ( ) Noncompetitive

Choose Action:

(•) Create New from Scratch ( ) Create New from Existing

Create RFA

RFA Name*

Fiscal Year* (YYYY)

Announcement Type Initial

Anticipated Publication Date* (MM/DD/YYYY)

** Competitive Only

Line Office*

Assigned Program Office* -Select a Program Office-

Assigned Program Officer* -Select a Program Officer-

CFDA Number* -Select a CFDA #-

Sub Program -Select a Sub Program-

Save Cancel

RFA Header Information

Document ID	2147932
RFA Name*	Sample RFA for FPO Training
Fiscal Year* (YYYY)	2009
Announcement Type	Initial
Anticipated Publication Date* (MM/DD/YYYY)	04/24/2009
Funding Opportunity Number	NOAA-GOT-ONPO-2009-2001984
Line Office*	NOAA Grants Online Training (GOT)
Assigned Program Office*	GOT One NOAA Program Office (ONPO)
Assigned Program Officer*	Student, NOAA
CFDA Number*	11.499 - NOAA Grants Online Training
Sub Program	-Select a Sub Program-

** Competitive Only

- All RFA workflow processes fall into two main categories – “Competitive” and “Universal.”

- All sub-categories listed on the “Create RFA” screen (with the exception of “Competitive”) follow the “Universal” workflow process. For this class, select **Competitive** as the RFA type and **Create New from Scratch** as the Action.

- On the next screen enter the RFA Name and Fiscal year. For class, the RFA name should include the user’s training id (e.g., Grants Studentxx). This will make it easier to locate the RFA in future searches. The user may also want to include the current date as a part of the RFA name. For this class, set Anticipated Publication Date to tomorrow’s date.

- Choose **One Commerce Program Office (OCPO)** as the Assigned Program Office and the training instructor as the Assigned Program Officer. Choose the only available CFDA Number. Click **Save**.

- **NOTE:** The Funding Opportunity Number (FON) has now been generated. The FON is comprised of the following components:

  First component – Bureau (for training – “NOAA”)

  Second component – Line Office (for training – “GOT”)

  NOTE: For organizations where the Bureau and Line Office are the same, the Line Office is not included

  Third component – Program Office (for training – “OCPO”)

  Fourth component – Next 4 characters reference the Fiscal Year

  Fifth component – The last 7 characters are a system-generated number

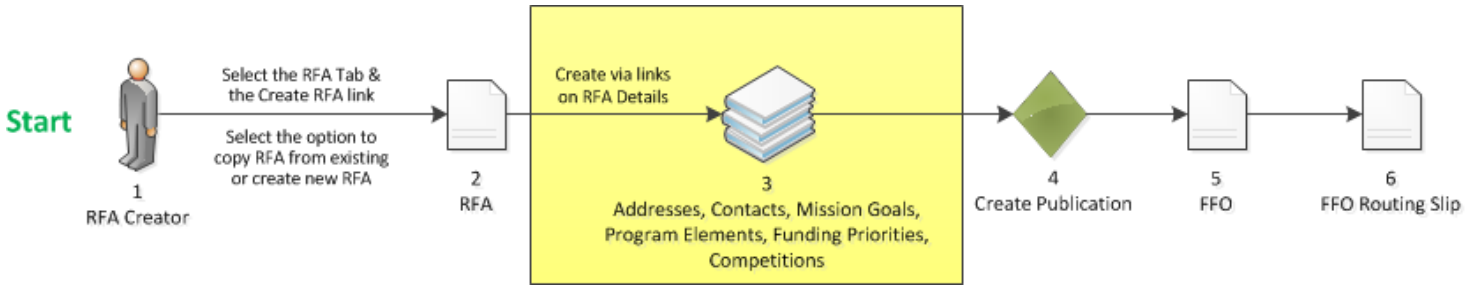

RFA Supplementary Information

Anticipated Funding Amount * $

	Min	Max
Anticipated Award Amount* $		
Anticipated Number of Awards*		

Selected Federal Addresses *

No addresses have been selected.

Add/Edit

Selected Federal Contacts *

No contacts have been selected.

Add/Edit

Selected Mission Goals *

No mission goals have been selected.

Add/Edit

Program Elements/Funding Priorities *

No Program Elements/Funding Priorities Available

Add/Edit

Competitions *

Press Save before selecting the following link(s)

No Competition

Add New

Search Addresses

Program Office Name: OCPO

Street Address:

City:

State: Please select a state

Zip:

Search

Search Results

Nothing found to display.

Add to RFA

Selected Addresses for this RFA

Nothing found to display.

Remove from RFA

Done

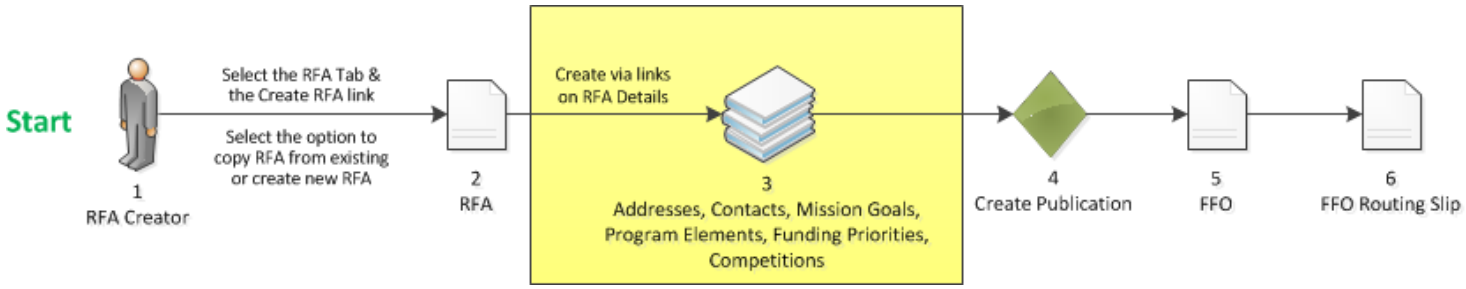

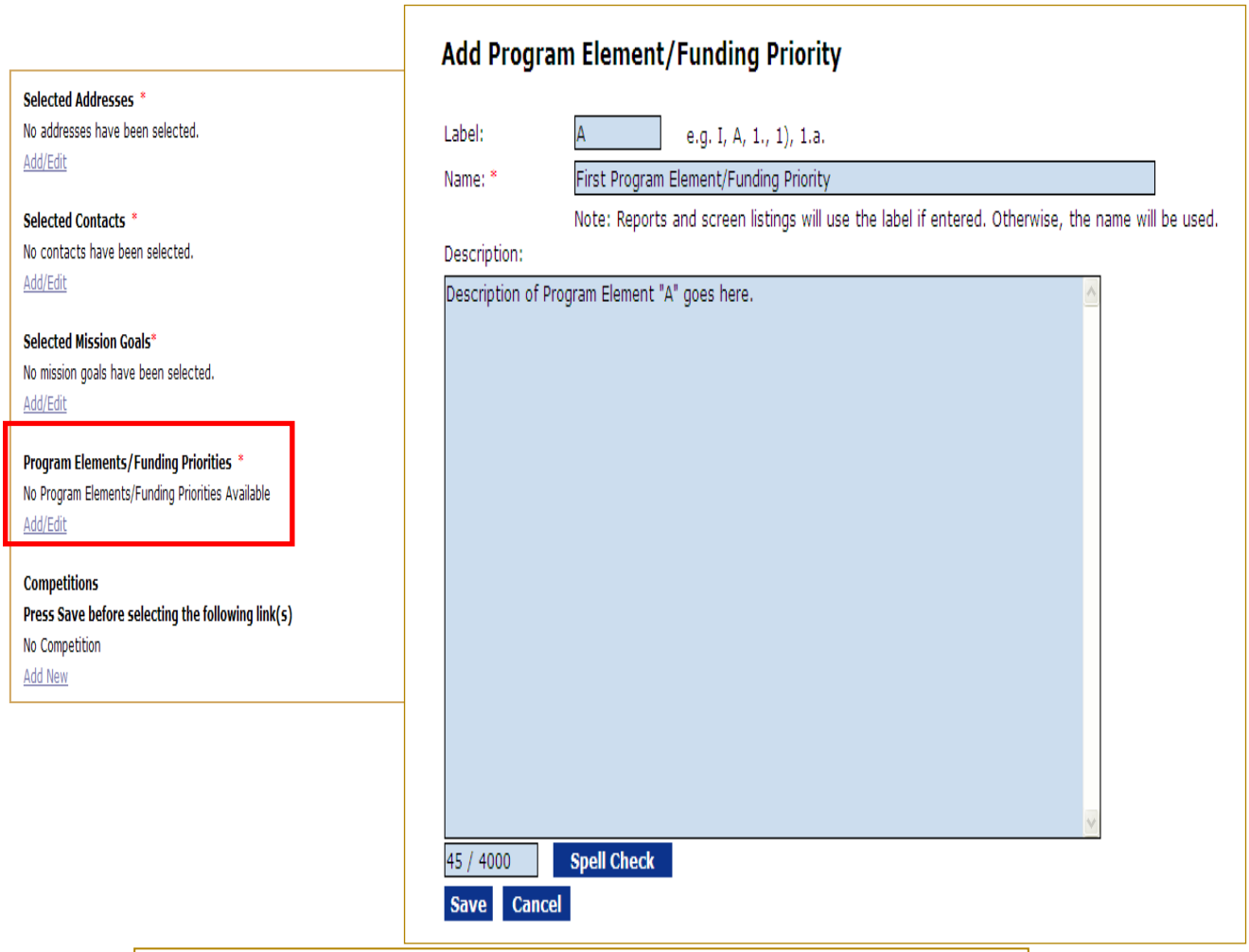

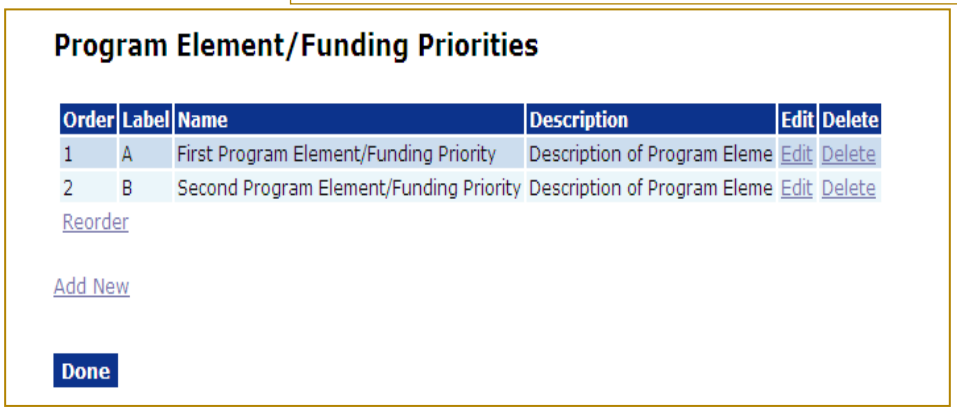

Program Elements can be assigned custom labels. Applications that will later be associated with this RFA can be linked to one (and only one) of the Program Elements defined at this step.

Prior to adding details for the Competition, be certain to save the data entered thus far for the RFA.

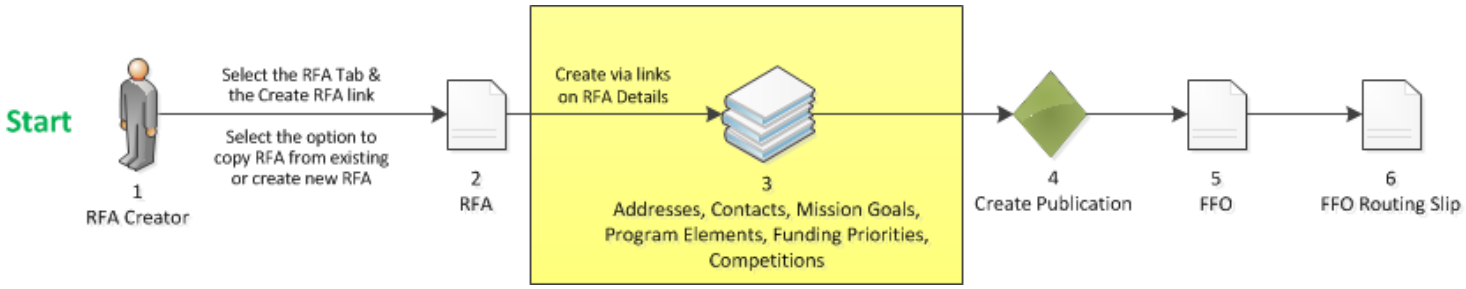

Competition Name * Sample Competitive RFA for FPO Training Fiscal Year * 2009

Competition Type * Group Individual Qualification

Assigned Program Office* GOT One NOAA Program Office (ONPO)

Competition Manager * NOAA Student

Save Cancel

Competition Name * Comp RFA for Feb 2011 Training Screen Shots - Fiscal Year * 2011

Competition Type * Group Individual Qualification

Assigned Program Office* GOT One Commerce Program Office (OCPO)

Competition Manager * Grants Student

Selecting Official * -Select a Selecting Official-

	Min	Max
Anticipated Federal Funding for this Competition *		
Required Federal Funding (in Dollars) per Application		
Cost Share (%) per Application		

Anticipated Competition Schedule

Pre-Application Due Date Time: PM Eastern

Application * Due Date Time: PM Eastern

Anticipated Award Date * Days after Application Due Date

View Anticipated Competition Schedule

Review Criteria Type: * Agency Standard Fellowship Guidance

Application Routing *

No Program Officers are assigned to receive applications

View/Edit

Application Package *

Package not found.

An application package has not been selected.

View/Edit

Minimum Requirements *

Priority	Requirement Name
1	Eligible Applicant
2	Application Received by Deadline
3	Application Meets Minimum Federal Funding
4	Application Meets Maximum Federal Funding
5	Application Meets Minimum Match
6	Application Meets Maximum Match
7	Complete Application

View/Edit

Special Award Conditions

No Special Award Conditions are associated with this competition.

View/Edit

Review Events *

No Review Events available.

View/Edit

Save Save and Return to Main Cancel

NOTE:
Review Events are required for the Competitive Process but can be completed outside of Grants Online.

NOTE: The Review Criteria Type is only available for NOAA application processing.

NOTE: For more information please reference item #7 on the FPO Training Resources site – SAC (Special Award Conditions) Quick Reference Guide: http://www.corporateservices.noaa.gov/grantsonline/gol_training_FPO.htm

- By default, the RFA name is the same as the Competition Name. Make changes as appropriate. Enter the Fiscal Year.

  NOTE: There can be competitions for more than one fiscal year in a single RFA.

- In most cases the user will choose **Group** for Competition Type (see the distinction between the Competition Types below).

  Group – All applications are due at the same time and evaluated against each other.

  Individual Qualification – Applications are typically due over the course of a fiscal year and only need to meet or exceed an absolute standard to be funded.

- Remember to save often.

- You now have a page to add additional details for this Competition. Follow the step below to enter data into the blue boxes.

  1. Choose **Internal Reviewer** for the Selecting Official.

  2. Under "Anticipated Competition Schedule" the Application Due Date can be set as a hard date or a "relative" date based upon the actual publication date. The determining factor is how close the application due date is to the anticipated posting date in Grants.gov.

  3. Click **View Anticipated Competition Schedule** to view the system-calculated dates.

- **NOTE:** The user who receives a routed application becomes the "Assigned Program Officer" for that application and will get the tasks to "Conduct Negotiations" and three Award File tasks: 1) the PO Checklist; 2) Procurement Request; and 3) NEPA Document. If the user who receives a routed application is NOT a Certified FPO, the application will have to be reassigned to a Certified FPO prior to PO Checklist certification.

- Click the **Save** button at the bottom of the screen before moving on to the next sections.

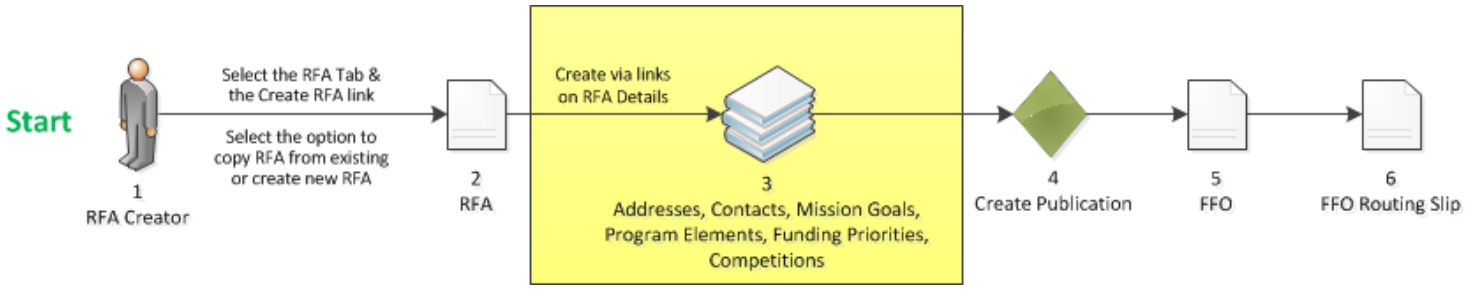

Independent Individual Merit Review

Guidance

Review Event Name:* Review Event 1 - Merit Review

Review Event Manager:* System User

Review Done By:*
- Reviews assigned and completed using Grants Online.
- Reviews assigned and completed outside of Grants Online.

Scored Criteria:*
- Applications will not be scored
- Quantitative - Percent
- Quantitative - Points
- Qualitative

Summary Score Determination:* N/A Mean Median

Not Scored Criteria:* Yes No

Bonus Points:* Yes No

Anticipated Review Start Date:* 10/01/2014

Anticipated Review End Date:* 12/31/2014

Add Agency Standard Criteria

NOTE: This link is only available for NOAA.

Points Scoring Criteria

Name	Reviewer Comments	Reviewer Score	Minimum Score	Maximum Score	Action	Action
Technical/Scientific Merit	Required	Required	5.0	20.0	Edit	Delete
Importance/Relevance and Applicability of Proposal to the Program Goals	Required	Required	5.0	20.0	Edit	Delete
Overall Qualification of Applicant	Required	Required	5.0	20.0	Edit	Delete
Project Costs	Required	Required	5.0	10.0	Edit	Delete
Outreach and Education	Required	Required	5.0	10.0	Edit	Delete
Data Management Plan Technical Soundness	Required	Required	5.0	20.0	Edit	Delete

Add New >> Reorder >>

FFO Evaluation Criteria Report Application Review Scoring Sheet

Save Save and Return to Main Cancel

At this point, you need to know some basic information regarding the Review Event(s). These details should reflect the information posted in the FFO regarding evaluation criteria and, for the most part, should not be changed after the FFO has been posted. The Review Event start and end dates can be modified as needed.

When you click **Save and Return to Main** you will go to the launch page for this new Review Event (not back to the Competition Details page from which you navigated).

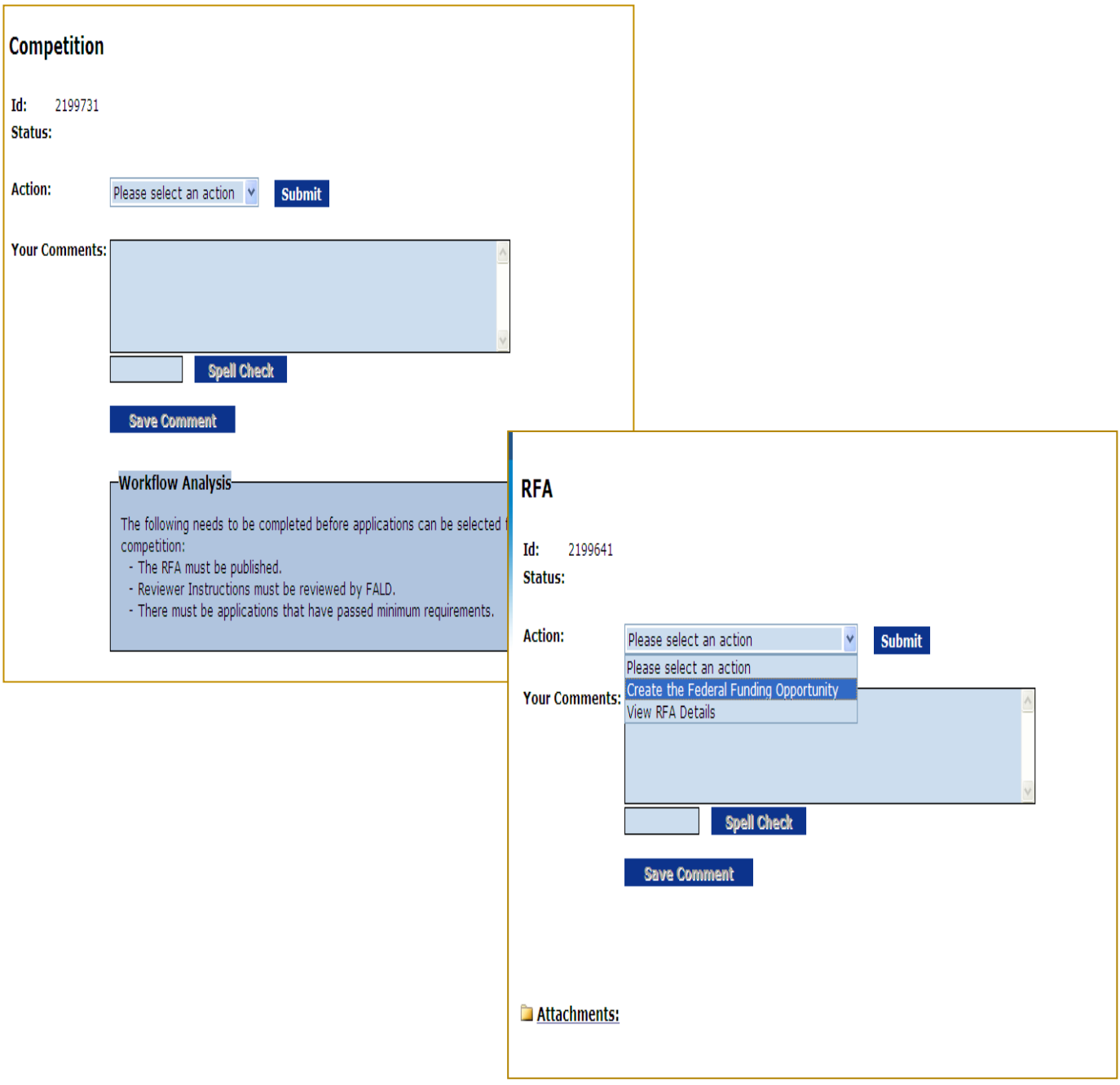

From the Review Event Launch page navigate to the Competition to verify the information is complete and accurate. The next step is to navigate to the RFA and begin creating the FFO.

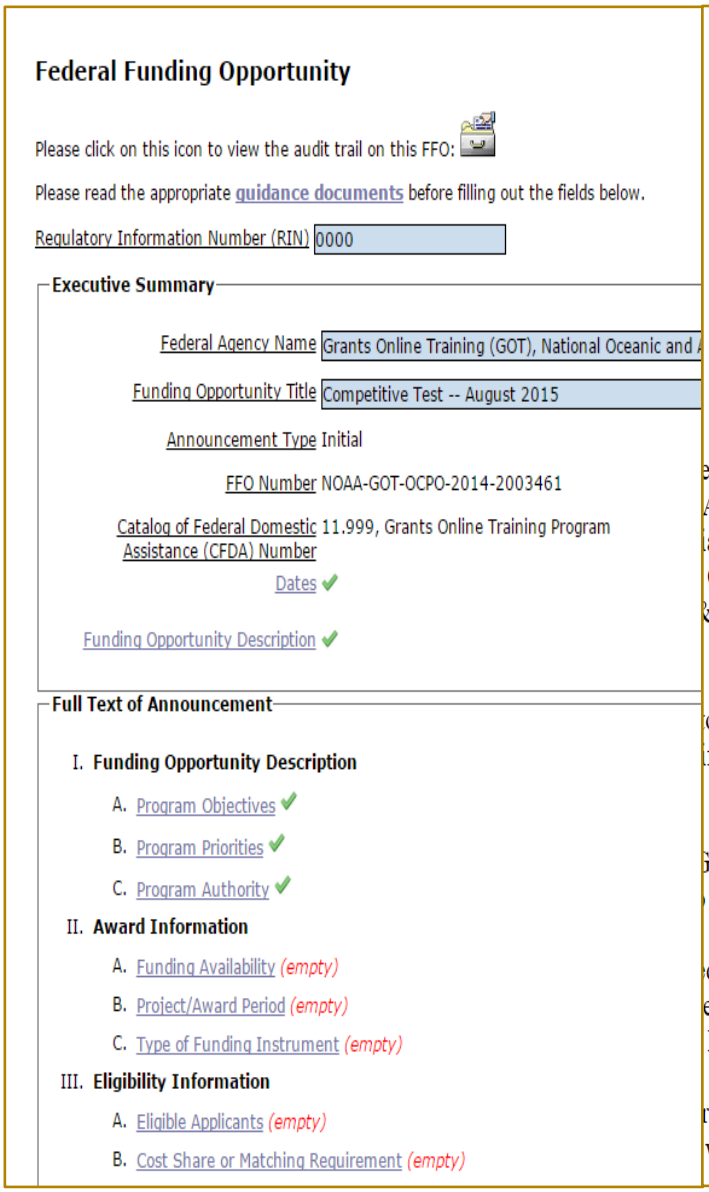

Federal Funding Opportunity

Please click on this icon to view the audit trail on this FFO:

Please read the appropriate guidance documents before filling out the fields below.

Regulatory Information Number (RIN) 0000

Executive Summary

Federal Agency Name: Grants Online Training (GOT), National Oceanic and

Funding Opportunity Title: Competitive Test -- August 2015

Announcement Type: Initial

FFO Number: NOAA-GOT-OCPO-2014-2003461

Catalog of Federal Domestic Assistance (CFDA) Number: 11.999, Grants Online Training Program

Dates ✔

Funding Opportunity Description ✔

Full Text of Announcement

I. **Funding Opportunity Description**

A. Program Objectives ✔

B. Program Priorities ✔

C. Program Authority ✔

II. **Award Information**

A. Funding Availability *(empty)*

B. Project/Award Period *(empty)*

C. Type of Funding Instrument *(empty)*

III. **Eligibility Information**

A. Eligible Applicants *(empty)*

B. Cost Share or Matching Requirement *(empty)*

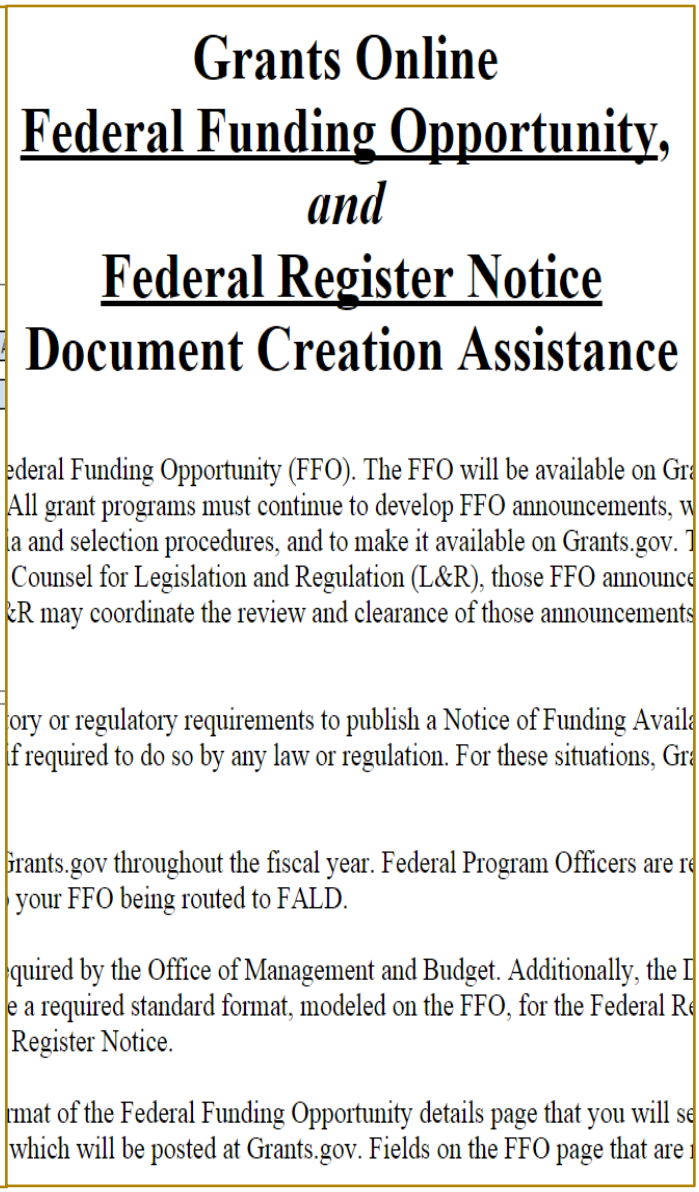

Grants Online
Federal Funding Opportunity,
and
Federal Register Notice
Document Creation Assistance

ederal Funding Opportunity (FFO). The FFO will be available on Gra
All grant programs must continue to develop FFO announcements, w
a and selection procedures, and to make it available on Grants.gov. T
Counsel for Legislation and Regulation (L&R), those FFO announce
&R may coordinate the review and clearance of those announcements

ory or regulatory requirements to publish a Notice of Funding Availa
f required to do so by any law or regulation. For these situations, Gra

Grants.gov throughout the fiscal year. Federal Program Officers are re
your FFO being routed to FALD.

quired by the Office of Management and Budget. Additionally, the I
e a required standard format, modeled on the FFO, for the Federal Re
Register Notice.

rmat of the Federal Funding Opportunity details page that you will se
which will be posted at Grants.gov. Fields on the FFO page that are

- Data previously entered into other parts of the RFA will not carry over to these fields. This forces the user to format the paragraphs appropriately for publication. Similarly, if the "Create New from Existing" option was used to create the RFA, the publication's fields are blank. Again this forces the user to format the paragraphs appropriately for publication.

- Formatting (bold, italics, underline, etc.) is currently unavailable at this time for FFOs. This restriction is because of the historical link to a corresponding Federal Register Notice.

- To have both windows open on one screen right click the **Guidance Documents** link and specify it should be opened in a new window. Resize both windows so the FFO screen and guidance screen can be displayed side-by-side. Use the samples from the guidance document to complete information for the FFO. The user must customize the sample for his/her Opportunity notice. Use the **Preceding** and **Subsequent** links to move through the guidance pages.

  NOTE: When creating a new RFA from an existing RFA, the user can open a second window with a *plain text version* of the old FFO. That facilitates copying and pasting data into the new RFA – one field at a time, making appropriate changes as you go.

- For the instances where there is a "soft" date based on the publication date of the Federal Register Notice the user should use the phrase <INSERT DATE 45 DAYS AFTER PUBLICATION>. The user also has the option to specify the appropriate number of days based on his/her RFA.

- Do not indent the first paragraph of any section – the system automatically indents the text. Subsequent paragraphs in the FFO for each section should be indented.

- As data is entered into the various sections of the outline the "empty" tag changes to a check mark. This is an indicator that the user has entered data for that section. As needed, the user may return to that section and edit data. If all data is removed from a section, the "empty" tag again displays.

NMFS NOTE:

NMFS requires a funding statement under <u>Funding Availability</u> that states: "Actual funding availability for this program is contingent upon Fiscal Year 20XX Congressional appropriations."

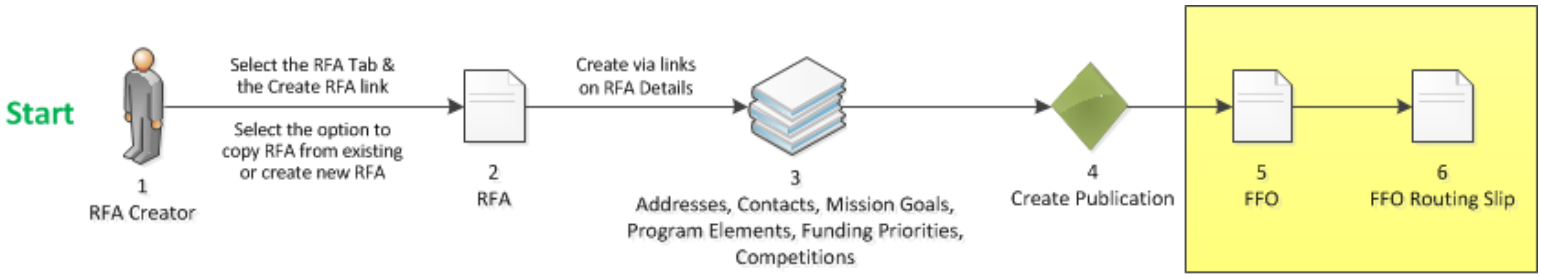

Routing Slip

Assigned Program Officer

The Assigned Program Officer must be on the routing slip. The Assigned Program Officer is set on the RFA details page.

Participant Name	User Name
AssignedProgramOfficer	Grants Student00

Optional Reviewer

An RFA can be sent for optional review. You may select one or more person(s) as optional reviewers. If you select optional reviewers, please note that you will have to wait for ALL optional reviews to come back before you can initiate application package posting.

Nothing found to display.

Add Optional Reviewer

Grants Specialist

The lead Grants Specialist assigned to the line office and CFDA number associated with this RFA is listed below and will receive a task to review this document. The Grants Management Division has the ability to reassign the task at their discretion.

Participant Name	User Name
GrantsSpecialist	NOAA Grants Specialist

Federal Assistance Law Division (FALD)

All members of FALD will receive a task to review this document. One FALD user will claim ownership of the review task and all further FALD tasks for this document will be assigned to that person.

Participant Name
FALD

RFA Publisher

All RFA Publishers will receive a task to review this document. One RFA Publisher will claim ownership. This is the person who coordinates and posts the FFO on Grants.gov for competitive announcements. This person also posts the application package at Grants.gov for competitive and non-competitive announcements.

Participant Name
RFAPublisher

Save Route | Start Workflow | Cancel

The only customizable portion of the FFO Routing slip is the Optional Reviewer section. The Assigned Program Officer is copied from the RFA details. The Grants Specialist is the current lead Grants Specialist in for the user's Line Office and CFDA Number. When the FFO goes to FALD and to the RFA Publisher, all users with those roles in the user's agency will receive a task. The first user to take an action on the task will become the owner and it will be cleared from the inboxes of other users to whom the task was sent.

Grants Online Training

Competitive RFA Review and Processing

August 2017

Competitive Process – Application and Review Event

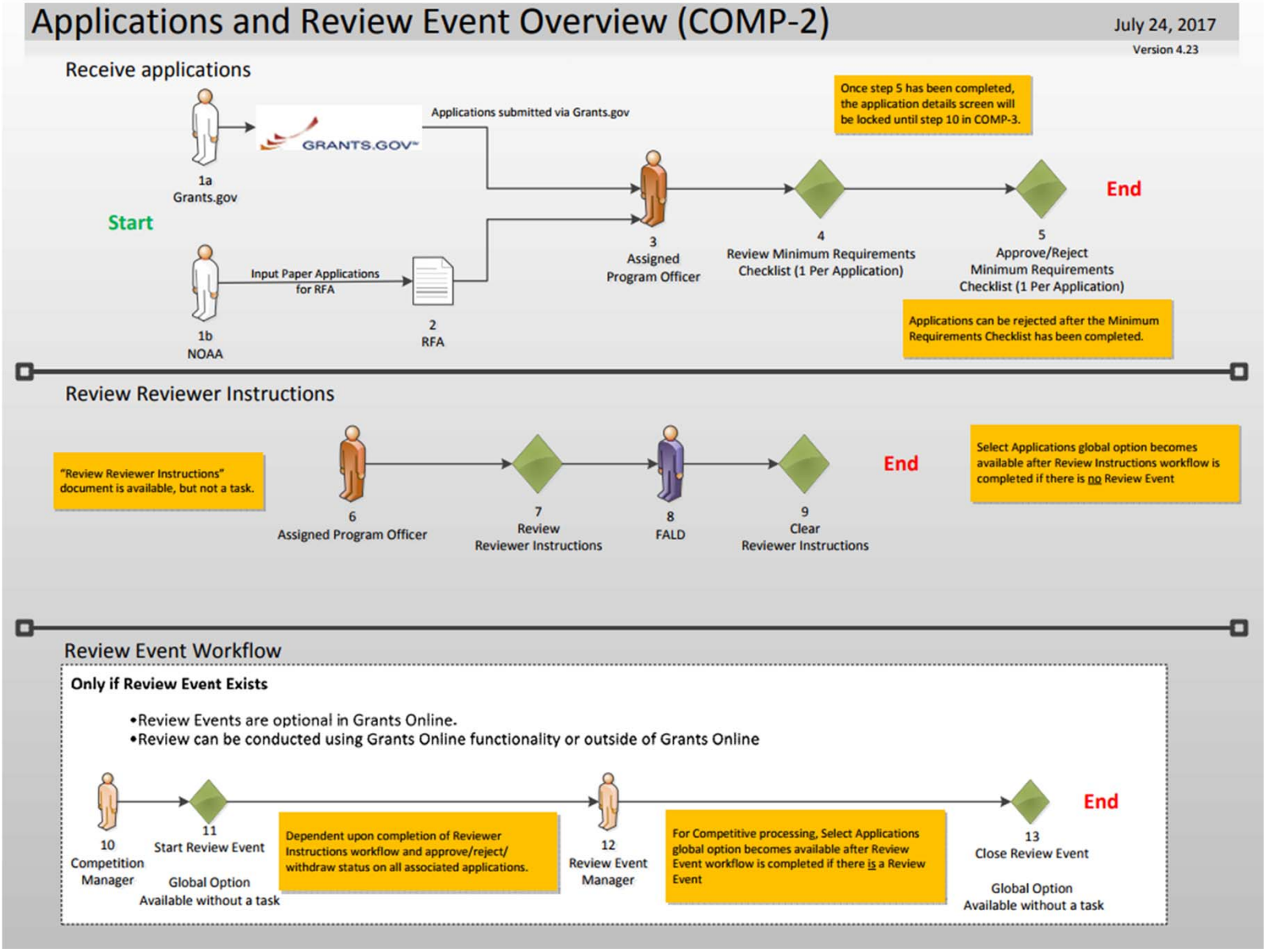

At this point we will follow the same steps to input a paper application that we used for the Universal process, please reference **Pages 36-38** of this Training Manual.

For further details of the Review Event and Reviewer processes, please reference **Pages 70 & 71** of this Training Manual.

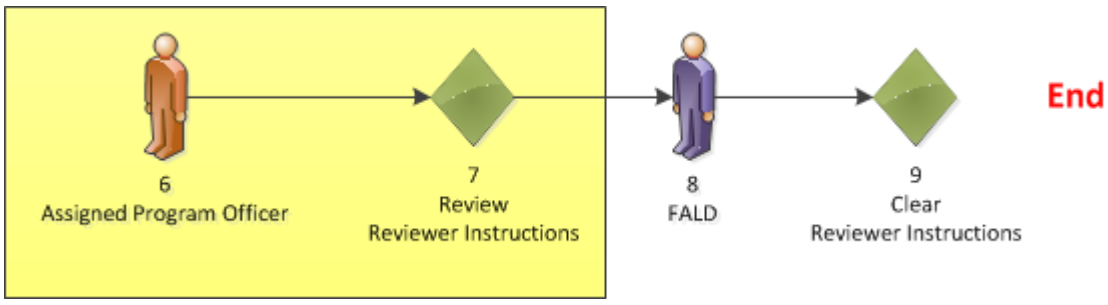

Sub Documents

Type	ID	Title	Status
Applications Report	2281181	Applications Report	
Selected Applications	2281181	Selected Applications	
Review Event	2281183	Review Event #1 -- created December 14, 2015	
Review Event	2281203	Review Event #2 -- created December 14, 2015	ManageReviewEvent - Not Started
Reviewer Instructions	2281182	Reviewer Instructions for Review Event #1 -- creat...	FALDActions - Complete
Reviewer Instructions	2281204	Reviewer Instructions for Review Event #2 -- creat...	FALDActions - Complete

Export options: Excel

Reviewer Instructions

Attachments:

Name	Short Description	Created Date	Internal Use Only	FALD Reviewed	Remove
2nd screen shot for page 102.docx	This is where I would describe the Reviewer Instructions	01/27/2016 03:41:34 PM	No	No	Remove

Add new Attachment: [+]
Any changes to information on this page should be saved before adding or removing attachments.

Save

Logistical Reviewer Instructions

Attachments:

No attachments.

Add new Attachment: [+]
Any changes to information on this page should be saved before adding or removing attachments.

Done

Note:
The Logistical Reviewer Instructions may only be used for attaching instructions related to travel and meeting dates, times and locations, as well as meeting requirem
instructions. DO NOT attach any instructions on how to how to conduct the review, review priorities, etc. The Logistical Reviewer Instructions do not require FALD revi

- Prior to starting the Review Event, the Reviewer Instructions must be reviewed by FALD. The FPO will not have the option to start the Reviewer Instructions workflow until FALD approves the Reviewer Instructions. To start the workflow, navigate to the Competition launch page and click the ID link for the Reviewer Instructions (under the sub-documents section).

- There are two sections on the Reviewer Instructions Details page:

    - The top section is mandatory and must be completed. Reviewer Instructions provide the procedural/technical requirements for conducting the review. All attachments should be added to the application prior to starting the workflow.

    - The bottom section (Logistical Instructions) is optional. Logistical Instructions are intended for panel reviewers and detail the logistics of convening a panel to review applications. FALD review and approval is not required for this component of the Reviewer Instructions.

Only if Review Event Exists

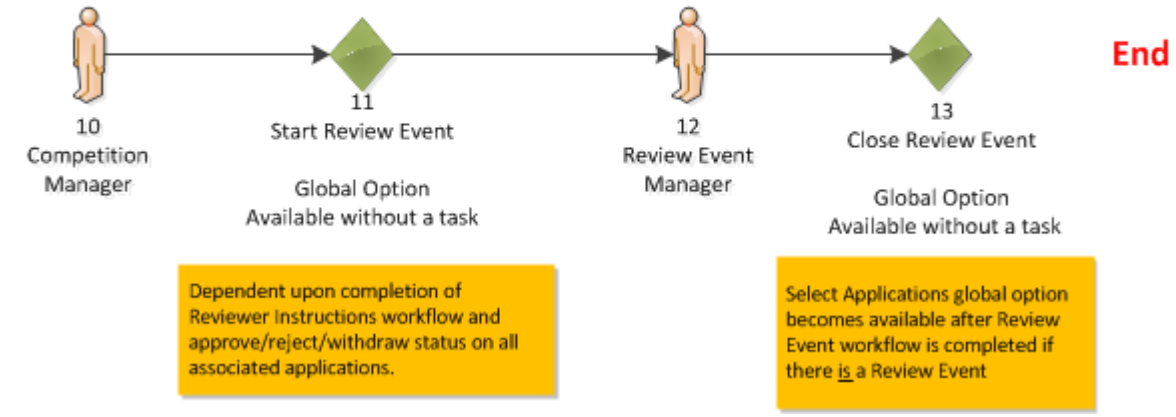

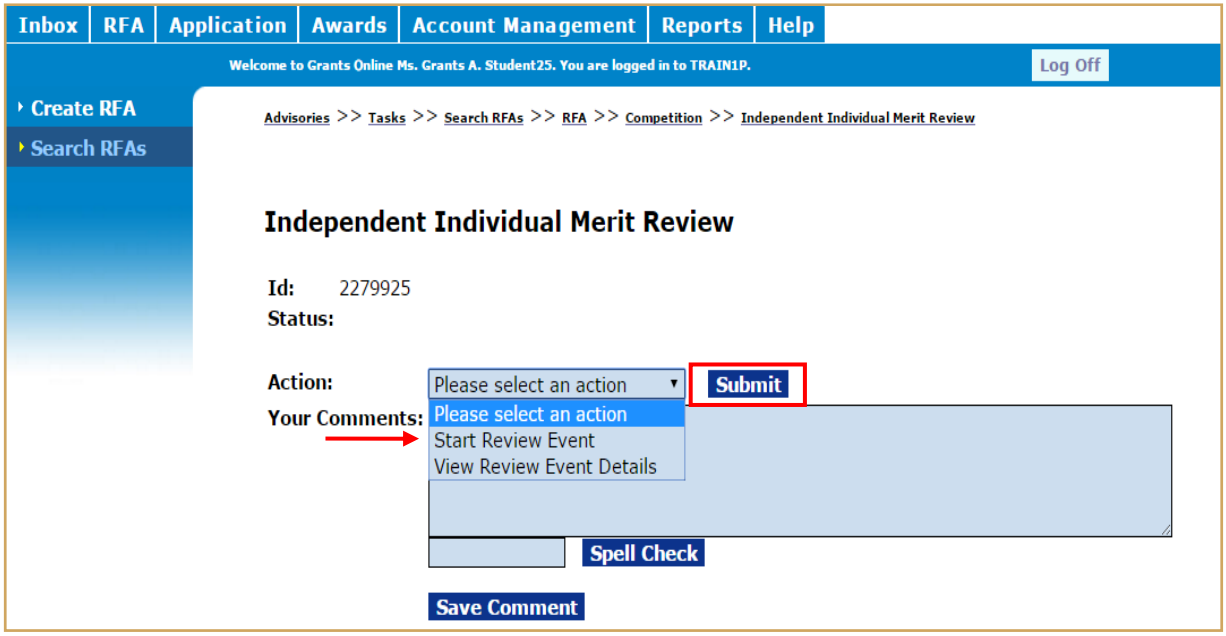

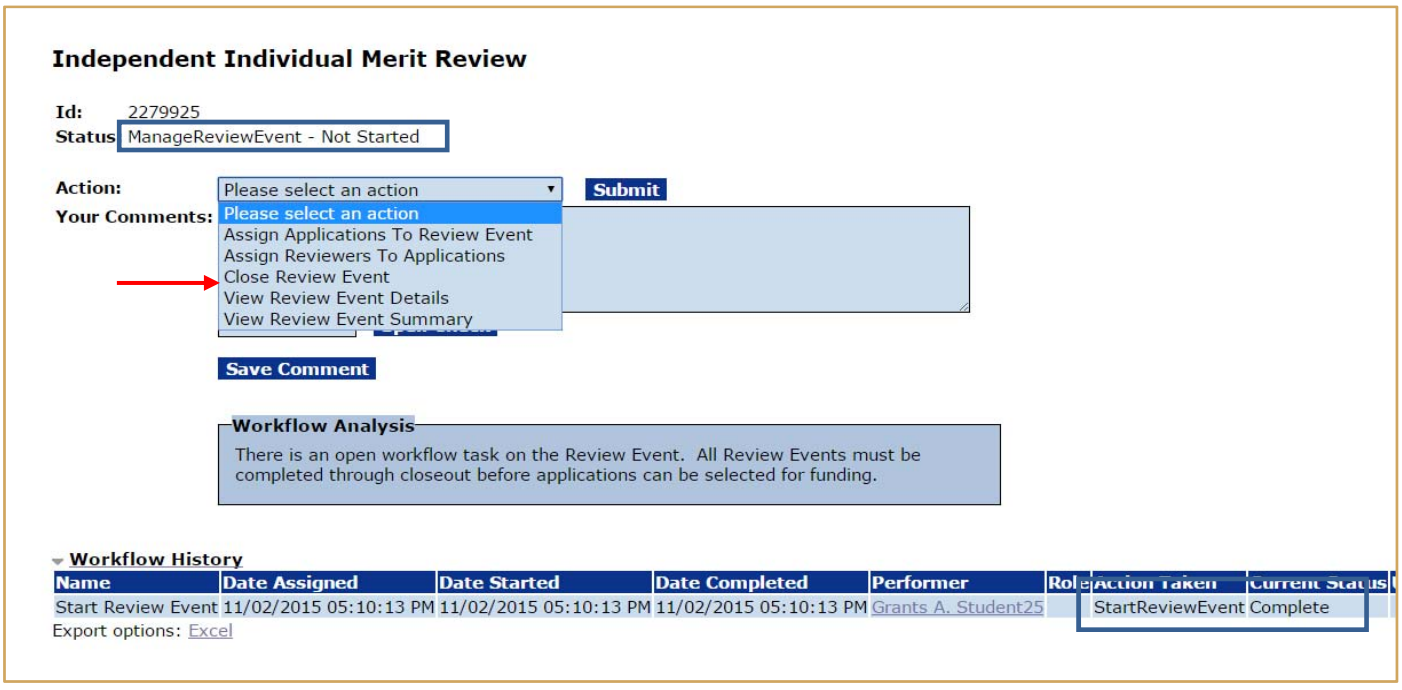

- The Competition Manager should navigate to the Review Event launch page (RFA ➔ Search for the RFA ➔ Competition ➔ select the appropriate Review Event). From the Action dropdown Menu, the Competition Manager should select **Start Review Event** and click the **Submit** button. In this instance, we are working on an Independent Individual Merit Review. If the option to start the Review Event on the dropdown menu is not visible, the Competition Manager should view the Workflow Analysis box to determine the status of the application.

- When the Competition Manager starts the Review Event, the Review Event Manager receives a task in his/her Inbox to “Manage the Review Event”. The Review Event functionality will be demonstrated during the Open Forum Session Wednesday afternoon.

- When the Review Event Manager has logged onto his/her account and the Workflow History is visible, it can be observed that the task **Start Review Event** is complete; however, the task to **Manage Review Event** has not started. In addition, there is an option on the Action dropdown menu to **Close Review Event**.

Competitive Process – Review Event

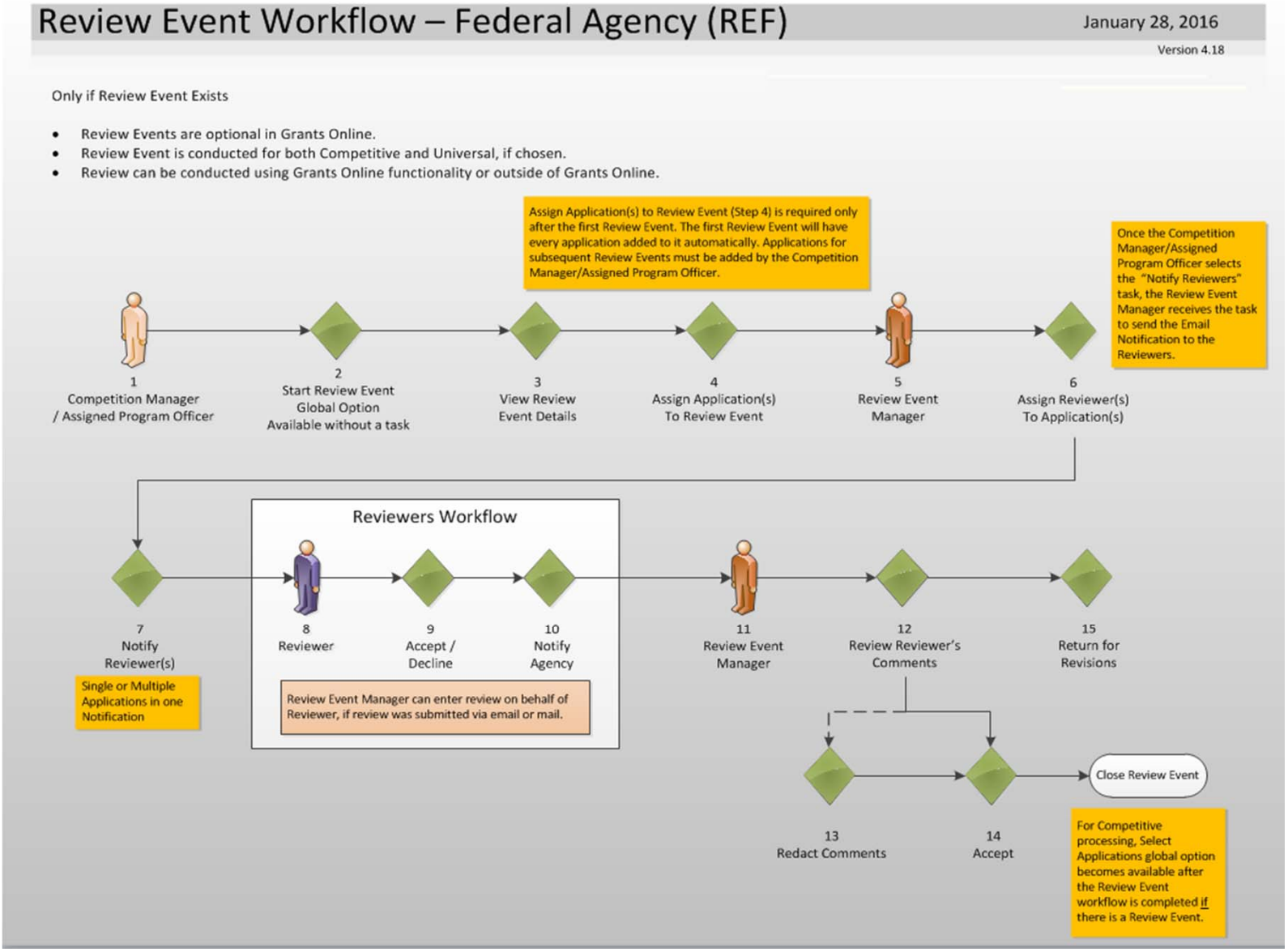

For further training material, please refer to item #15 on the PMO website:

Review Event Guidance

- Creating a Review Event - http://www.corporateservices.noaa.gov/grantsonline/Documents/Quick%20Reference%20Guides/ReviewEvent_Creation.pdf
- Conducting a Review Event - http://www.corporateservices.noaa.gov/grantsonline/Documents/Quick%20Reference%20Guides/ReviewEventManager_UserGuide.pdf
- Conducting an Application Review - http://www.corporateservices.noaa.gov/grantsonline/Documents/Quick%20Reference%20Guides/Reviewers_Quick_Ref_Guide_4_08.pdf

Competitive Process – Reviewer

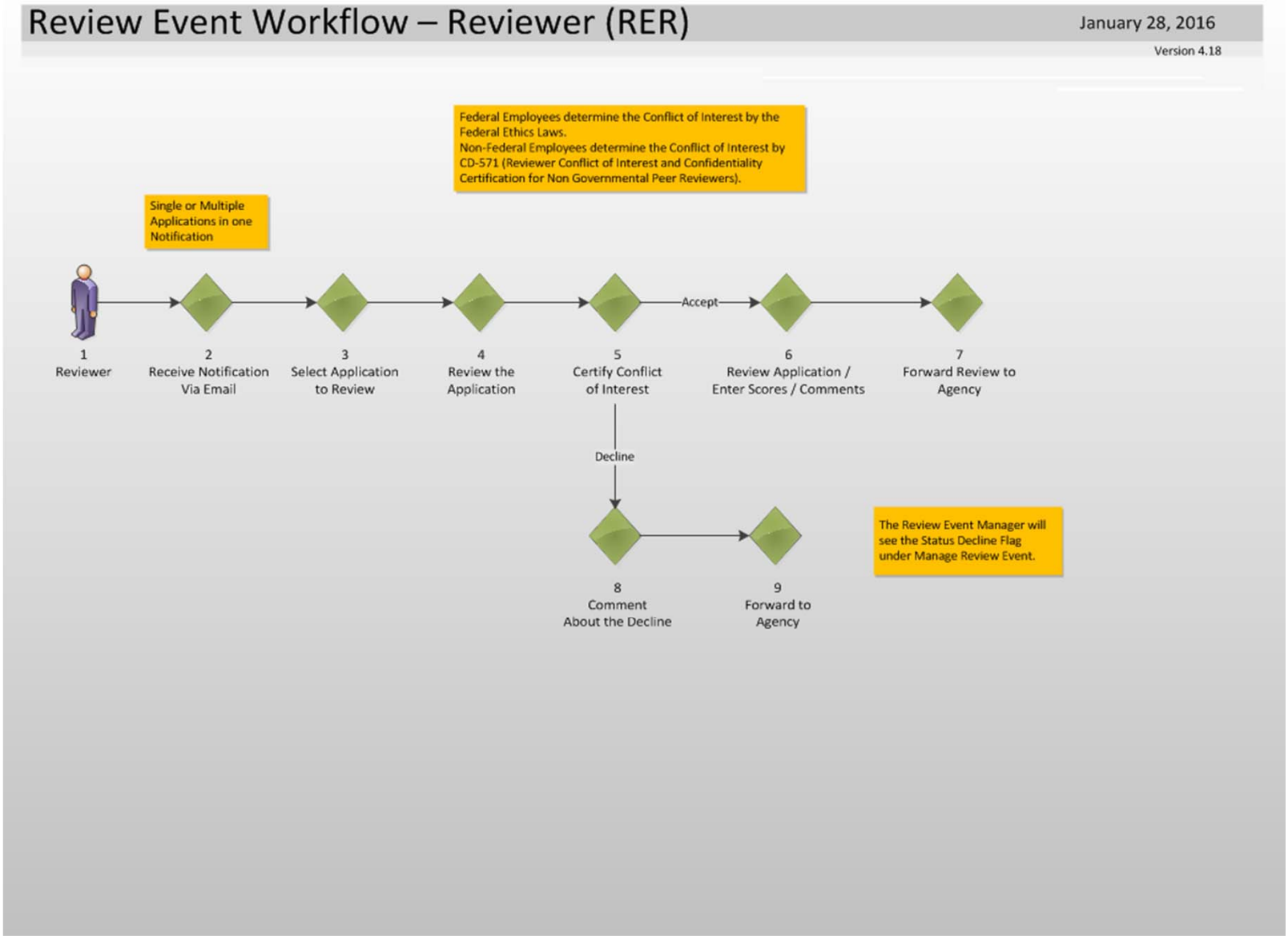

Competitive Process – Select Applications for Funding

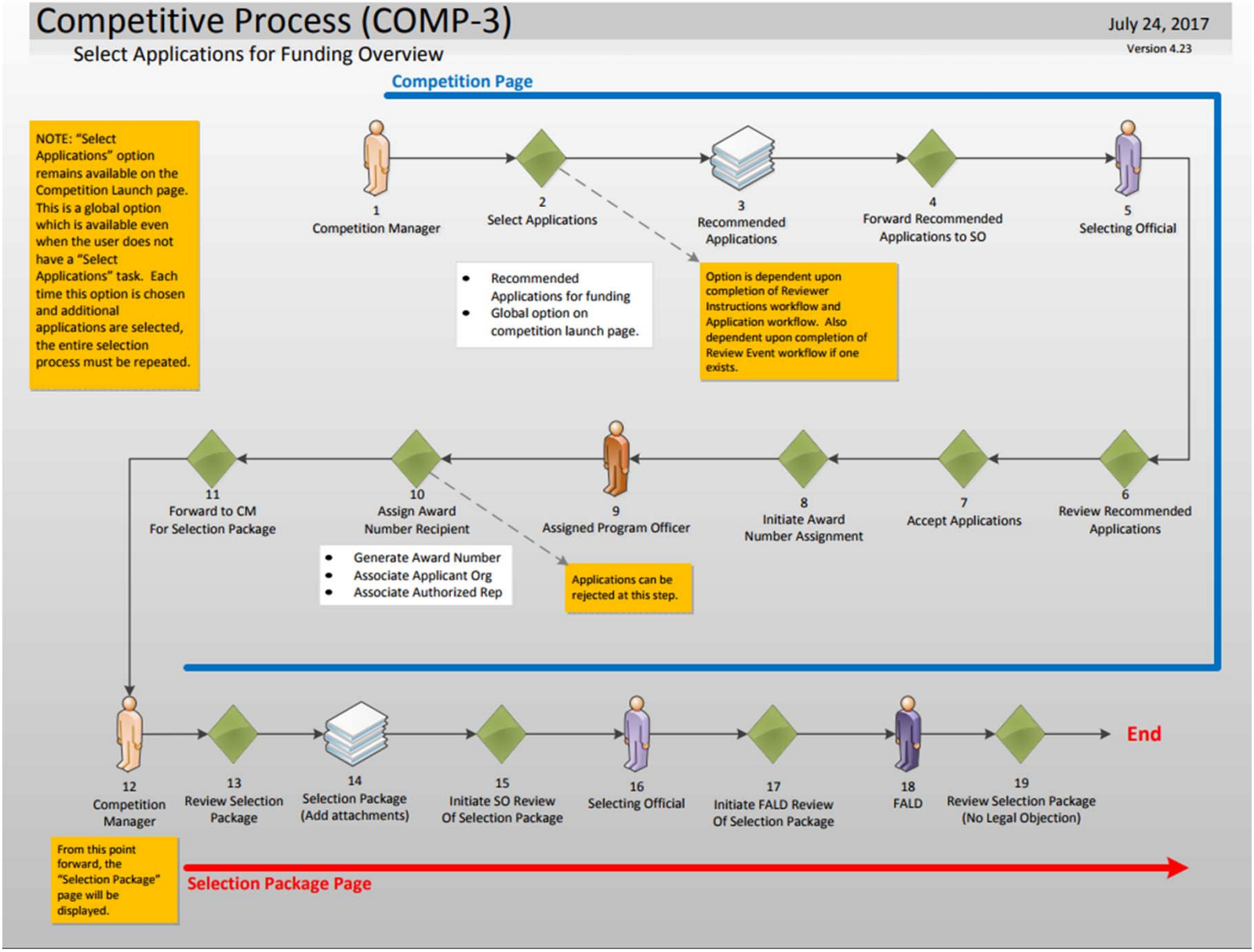

During the class, the Select Applications workflow will be demonstrated using the Instructor's RFA. Students will have tasks at Steps 9-11 to assign Award numbers to the application. This step is functionally the same as the "Conduct Negotiations" step of the Universal Application Processing workflow. For further details, please reference **Pages 41-46** of this Training Manual.

When the Award number has been generated, click Save and Return to Main. Next, choose the option to Forward to Competition Manager for Selection Package. After the last application has completed this step, the Competition Manager will receive the next task to Review the Selection Package. After the Competition Manager reviews the package, it can be prepared for approval by the Selecting Official and FALD.

Steps 12-15

- At this point, the Competition Manager attaches all of the pertinent Selection Package documents (e.g., Reviews, Conflict of Interest Forms, Rank Order of Applications, etc.) to the Selection Package. The Selection Package and all its component parts, are sent for final approval.
- If the Selecting Official does not log into Grants Online, a copy of the Approving Document with the signature of the Selecting Official should be scanned and included as an attachment with the Selection Package.

Steps 16-17

- This constitutes the Selecting Official's approval of the Selection Package.

Steps 18-19

- If satisfied with the Selection Package, the FALD attorney will initiate the Award File workflow by choosing the "No Legal Objection" option. This will generate another "Selection Package" task for the Competition Manager. At this point the Competition Manager can, at their discretion, select additional applications and send the Selection Package back through the approval process.

NOTE: If FALD has issues with the Selection Package, they may return it to the Selecting Official **once** with the action: "FALD Comment." The Selecting Official has an option to follow or not follow the FALD's advice. However, the Selecting Official must send the Selection Package back to FALD. FALD can review the actions taken by the Selecting Official, but after that FALD will only be able to select the "No Legal Objection" workflow option – even if they have a legal objection.

Competitive Process – Start Award Processing

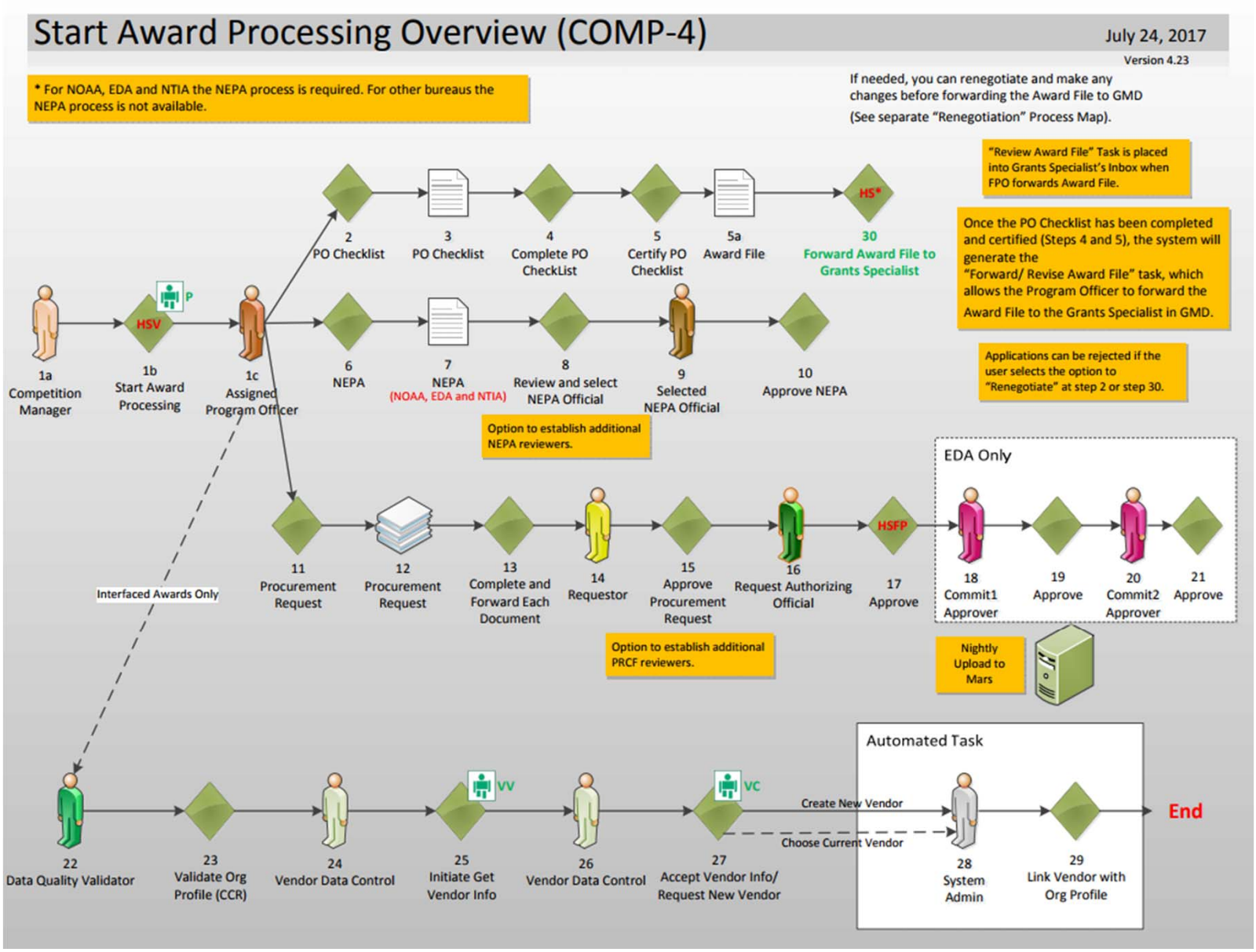

Steps 1a-1b

- To move forward with application processing, the Competition Manager chooses the option to **Start Award Processing** from the “Review Selection Package” task. After an award is checked and the **Save** button is clicked, the system will immediately generate an Award File with a PO Checklist, a NEPA document, and a Procurement Request. These documents are delivered to the Inbox of the Assigned Program Officer (the person who has been working on the application). The Competition Manager can return to this task and start the award processing as needed for each selected application. The “Review Selection Package” task will remain in the Competition Manager’s Inbox until the “Terminate Selection Package Processing” option is selected.

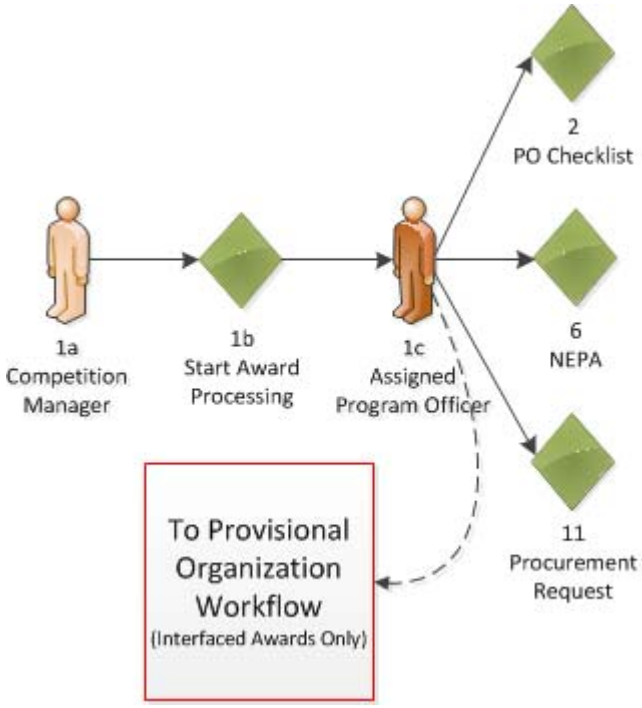

Your Tasks

Document Type: All | Status: Open | Apply Filter >>

32 items found, displaying all items.1

View	Task Name	Award Number	Task Received Date	Document Type	Project Title	Task Status	Document Id	Task Id	Start Date	Completed Date	Applicant Name	Proposal Number
View	Procurement Request and Commitment of Funds	NA11GOT9990039	02/02/2011	Procurement Request and Commitment of Funds	Test/Training App 1 for Release 4.06 Comp RFA	Not Started	2199722	1795342			Institute for Community Managed Resources (ICMR)	LB Test App 1
View	NEPA Document	NA11GOT9990039	02/02/2011	NEPA	Test/Training App 1 for Release 4.06 Comp RFA	In Progress	2199724	1795341	02/02/2011		Institute for Community Managed Resources (ICMR)	LB Test App 1
View	Complete PO Checklist	NA11GOT9990039	02/02/2011	PO Checklist	Test/Training App 1 for Release 4.06 Comp RFA	Not Started	2199723	1795340			Institute for Community Managed Resources (ICMR)	LB Test App 1
View	Assign Award Number/Recipient	N/A	01/04/2011	Application	Test App for 4.05 Process Maps	In Progress	2199526	1794572	01/25/2011		Institute for Community	LB - Tes App 1

(NEPA - NOAA, NTIA, & EDA Only)

Award File In Progress - NA12GOT9990022

Id: 2245442
Status:

Action: Please select an action | Submit
Your Comments:
Spell Check
Save Comment

Print Award File History

Attachments:

Pending Actions

5 items found, displaying all items.1

Type	ID	Start Date	Federal Funding	Fiscal Year	Last Action Status	La
PO Checklist	2245444	05/22/2012	$5,000.00	2012	Complete PO Checklist: Not Started	
NEPA	2245446	05/22/2012	$5,000.00	2012	NEPA Document: Not Started	
Procurement Request and Commitment of Funds	2245443	05/22/2012		2012	Procurement Request and Commitment of Funds: Not Started	
Organization Profile	2245445	05/22/2012	$5,000.00	2012	Validate Organization Profile: Not Started	
Organization Profile	2245445	05/22/2012	$5,000.00	2012	Validate Organization Profile: Not Started	

- In the Competitive application process, the Provisional Organization workflow is initiated at the same time as the PO Checklist, the NEPA Document, and the Procurement Request when the FPO chooses **Start Award Processing**. However, similar to the Universal Process, the Organization Profile task for the Provisional Organization Workflow is not in the FPO's inbox. Instead, it is created in the Inbox of the Data Quality Validator (a new Grants Online user role). The FPO can monitor the progress of the Organization Profile by checking "Pending Actions" on the Award File launch page.

- Until the Provisional Organization workflow is completed, the FPO does not have an option to Certify the PO Checklist and the Budget Officer does not have an option to Approve the Procurement Request.

- The user should now have three (3) new tasks in his/her Inbox. If not, the user should refresh his/her Task screen (Do NOT use the browser's "Back" button to refresh the screen display). An Award File has also been created in the database. These three tasks will move along three separate (but parallel) workflow paths. All three tasks, when completed, will comprise one Award File in the Grants Specialist's Inbox. The three tasks do not have to be completed in any particular order. However, the user should be aware that the Grants Specialist will return an "incomplete" Award File to the FPO. The Grants Specialist cannot start his/her portion of the workflow process until all three documents are complete in the Award File. The task, with the option to forward the Award File to the Grants Specialist, appears after you complete the PO Checklist. Therefore, the user should periodically check the Workflow History to make certain the Procurement Request and the NEPA Document have also completed their approval process before forwarding the Award File to the Grants Specialist.

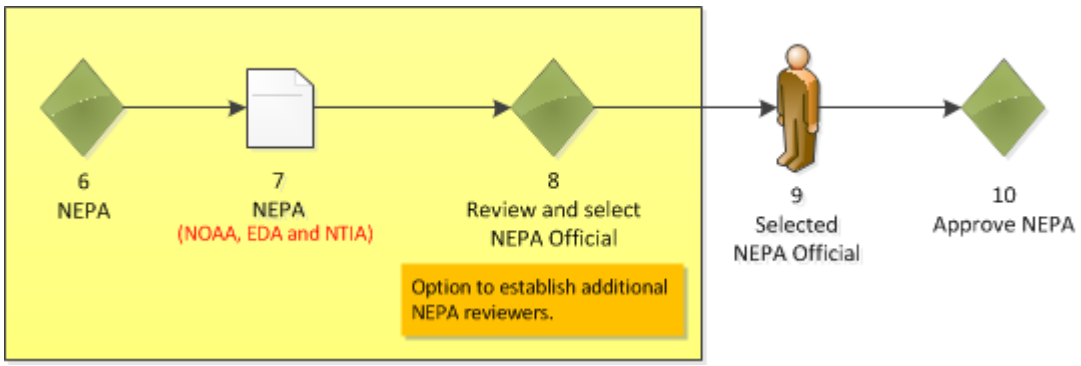

NEPA Environmental Review Requirements

Attachments:

No attachments.

Add new Attachment: [+]
Any changes to information on this page should be saved before adding or removing attachi
Large File Guidance

Guidance

a.) Level of Review

Indicate below the level of environmental review that has been conducted for the proposed action.

- Categorical Exclusion (Attach memo if required.)

Select/View CE
Nothing found to display.

- Finding of No Significant Impact associated with Environmental Assessment Programmatic Environmental Assessment.
- Record of Decision associated with Environmental Impact Statement.
- Other - Explanation in Attachment.

b.) Mitigating Measures

If either an EA or EIS was completed, did the analysis of the environmental impacts require the implementation of one or more mitigation measures? NO YES Spec Condition

c.) Post Award NEPA Review Process

Does the proposal include funding for one or more projects that have not yet been identified and therefore NEPA review cannot be completed? NO YES Special Award Condition

d.) National Historic Preservation Act

Indicate below the conclusion of the review conducted per section 106 of the National Historic Preservation Act:

- No potential to cause effects (36 CFR § 800.3(a)(1))
- No historic properties affected (36 CFR § 800.4(d)(1))
- No adverse effect (36 CFR § 800.5(d)(1))
- Adverse effects resolved (36 CFR § 800.6)
- Not Required

Please Select a NEPA Official for routing purposes: - Select A NEPA Official -

Save | Save and Return to Main | Cancel

Categorical Exclusions

	CE Category	CE Description
☑	6.03a.3 (b)	Management plan amendments.
☐	6.03a.3 (b)(1)	Management plan amendment may be categorically excluded from further NEPA analysi action and the proposed change has no effect individually or cumulatively on the huma the record with a copy submitted to the NEPA Coordinator, and a brief statement with
☐	6.03a.3 (b)(2)	Minor technical additions, corrections, or changes to a management plan.
☐	6.03b.2	Restoration Actions. The Damage Assessment and Restoration Program policy states t actions that may pose significant impacts on the quality of the human environment, ar cumulatively have significant impacts on the human environment (e.g., actions with lir (40 CFR 1508.4).
☐	6.03b.2	Examples of Restoration Actions Eligible for a CE

NOAA, NTIA, and EDA ONLY

From the Action dropdown menu, choose **Complete NEPA Document** and click the **Submit** button. The NEPA Details screen displays four questions for which the user must provide a response. After responding to the questions, add any relevant attachments and identify the NEPA Official who will perform the final NEPA approval.

NOTE: The user can opt to send the NEPA document to NEPA Reviewers prior to forwarding to the NEPA Official. In that scenario, the NEPA document is sent to all identified NEPA Reviewers for the user's Program Office. The NEPA Reviewer who acts on the task first is the "owner"; the task is removed from the Inbox of all remaining NEPA Reviewers.

For this class choose **Internal Reviewer** as the NEPA Official. After clicking **Save and Return to Main**, choose **Forward NEPA Document** from the Action dropdown menu and click the **Submit** button. The user is redirected to his/her Inbox where s/he will see the NEPA Document task is no longer visible. The task has advanced to the next step in the workflow. The user can locate old tasks by changing the filter on his/her Inbox from "Open" to "Closed."

NOTE: For additional information regarding the NEPA process, please reference:
http://www.corporateservices.noaa.gov/grantsonline/NEPA_Guidance.html

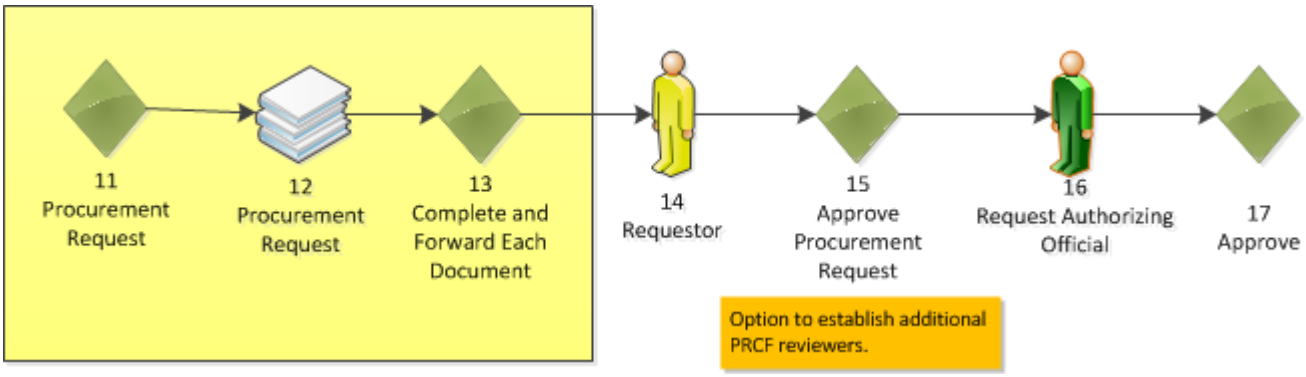

Request Authorizing Official: *
None Selected.
Search

Additional Reviewers:
Nothing found to display.
Add
(Please note, you must press 'Save and Return to Main' for the Route to be committed)

Requestor: *
None Selected.
Search

The ACCS is valid
Validated: true
Bureau (xx): * 14
Fund (xx): * 1
Fiscal Year (yyyy): * 2016
Project Task: 28LEF29 - P00
Program Code: 02 - 21 - 16 - 001
Organization: 30 - 31 - 0002 - 00 - 00 - 00 - 00
Object Class: 41 - 11 - 00 - 00
Unique Account Descriptor: Select Descriptor
Amount: * $2,000.00

Step 1
Step 2
Step 3

Save | DWValidate | Cancel/Done
Add New ACCS Line

One item found.1

Bureau	Fund	Fiscal Year	Organization	Program	Project - Task	Object Class	Amount	Prior Year	DWValidated	Unique Account ID
14	1	2016	30-31-0002-00-00-00-00	02-21-16-001	28LEF29-P00	41-11-00-00	$2,000.00	N	Yes	---

The Fiscal Year can be changed by the FPO to use Prior Year Funds

Federal Share: * $ 500,000.00
Requisition Number: *
Affected Reference Number: NA16NMF4130006
EIN: 987654321
DUNS: 123456789
To: *
Description: *

TEST ORG INC.
123 Germantown Road Germantown, MD
20876

CFDA Number: 11.413
Project Start Date: 2015-10-01
Project End Date: 2019-09-30
Grant Type: not entered
Project Description: Training App 1

Automatically filled in after Authorizing Official and Requestor have been selected

Accounting - ACCS Lines *
One item found.1

Bureau	Fund	Fiscal Year	Organization	Program	Project - Task	Object Class	Amount	Prior Year	DWValidated	Unique Account ID	Action
14	1	2016	30 -31 -0002-00-00-00-00	02-21-16-001	28LEF29-P00	41-11-00-00	$125,000.00	N	Yes	COUNCILCOMMISSION---	Edit Delete

Add New ACCS Line

PRCF Total for this Award action: $125,000.00
Total Federal funds authorized for this Award action: $500,000.00

- Next, click the **Procurement Request** task from the Inbox and then choose **Complete Procurement Request and Commitment of Funds** from the Action dropdown menu. Note that this Procurement Request is only for the first year of funding. We will discuss how to fund the out-years during the Post Award class.

- Fill in Authorizing Official (Internal Reviewer) and Requestor (During class each student should use his/her own training ID (e.g., gstudent01)). Click the **Save** button.

- Now the Requisition Number and Ship To boxes have been populated by the system. Notice the data in the Description box. If the Procurement Request is completed before the PO Checklist, the Grant Type (Grant or Cooperative Agreement) is not available to be filled in. If necessary, this field can be manually updated.

FY 2015 UPDATE

- The Department of Treasury's Bureau of Fiscal Services mandated changes that impact how some NOAA awards are processed by Automated Standard Application for Payments (ASAP). Prior to FY 2015, all NOAA Awards were processed as *Regular Accounts*. Going forward (starting with FY 2015) new NOAA awards, except Cooperative Initiative (CI) awards, will be processed as *Control Detail Accounts*.

- For a detailed discussion of the conventions and rules associated with *Control Detail Accounts*, please refer to the Training Manual reference: *http://www.corporateservices.noaa.gov/grantsonline/Documents/ASAP_FPO.pdf*

- The essential data entry requirements for the two award types, and the corresponding ACCS Lines, will be discussed at a high level.

Regular Accounts

- When a recipient logs into ASAP to draw down funds from a Regular Account award, s/he requests an amount that will be deducted from the total balance of the award's authorized funds. When entering the ACCS Lines for this type of award, standard procedures will apply.

Control Detail Accounts

- Each Control Detail Account award has an authorized total award funding amount. The total award funding amount is divided into to smaller sub-units, each of which is associated with a Unique Account ID. When requesting payments from the award account, the recipient must specify one or more Unique Account IDs and the draw down amount for each Unique Account ID. When entering the ACCS Lines for a Control Detail account, additional requirements apply.

- To facilitate the use of Unique Account Descriptors, a new Grants Online role has been created – the Lead Budget Officer. The person in this role is responsible for maintaining all *Unique Account Descriptor codes* in the Grants Online system for a particular Line Office.

ACCS Lines (Regular Accounts)

- The user must supply data for the ACCS Lines. To complete this task, click the **Add New ACCS Lines** link. The "Fiscal Year" defaults to the current fiscal year but can be changed by any user who has the right to edit the contents of this screen. The "Prior Year Fund" indicator is automatically set by the system based on the data in the "Fiscal Year" field.

ACCS Lines (Control Detail Accounts)

- To supply data for Control Detail Accounts ACCS Lines, click the **Add New ACCS Lines** link. As for the Regular Accounts, the “Fiscal Year” defaults to the current fiscal year but can be changed by any user who has the right to edit the contents of this screen. The “Prior Year Fund” indicator is automatically set by the system based on the data in the “Fiscal Year” field.

- In addition to the usual information, a Unique Account Descriptor and a Fund Type must be entered.

    - When data for Project, Task, Organization, Object Class, and Amount is entered; Fund Type is populated based upon the Project and Task.
    - Click the **Save** button.
    - The new ACCS Line displays at the bottom of the screen.

    NOTE: The Data Warehouse (DW) Validation is an optional step for the Federal Program Officer or Program Office staff user. That step is not a prerequisite to add the Account Descriptor. However, DWValidate must be completed before the Budget Officer can approve the Procurement Request.

    - Click the **Select Descriptor** link to specify the Unique Account Descriptor.
    - Based upon the line office, a list of the available Unique Account Descriptor is visible.
    - To filter by a Program Office, choose the appropriate Program Office from the dropdown list and click the **Apply Filter** button.
    - Click the **Select** link next to the Unique Account Descriptor to complete the ACCS Line information that should be added to the Procurement Request.

- **After entering the ACCS information.**
  - Click the **Save** button.
  - Click the **DWValidate** button to validate the data against the CBS Data Warehouse tables. If the validation is successful, the Program Code is populated.
  - When the user enters a valid ACCS Line, the words *"The ACCS is Valid"* displays at the top of the "Accounting – ACCS Line" section of the screen. In addition, the word *"True"* displays next to the Validated field.
  - Click the **Cancel/Done** button to return to the previous screen.
  - Continue to process and forward the Procurement Request as usual.

- **A validated ACCS Line for a Regular Account:**

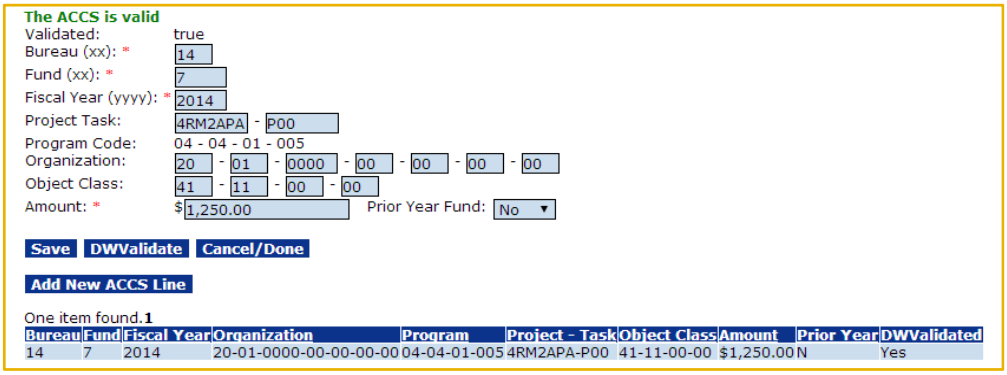

- **A validated ACCS Line for a Control Detail Account (includes Unique Account Descriptor):**

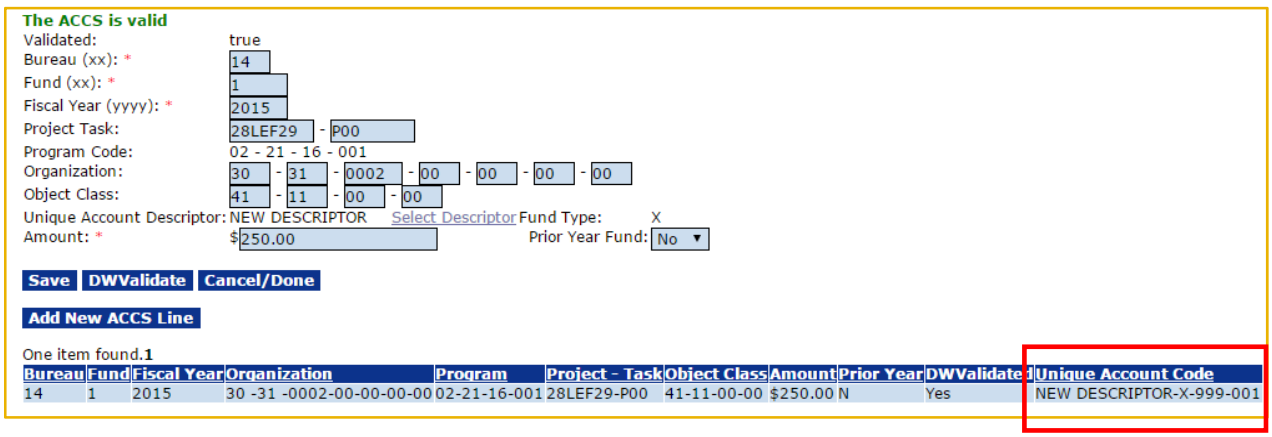

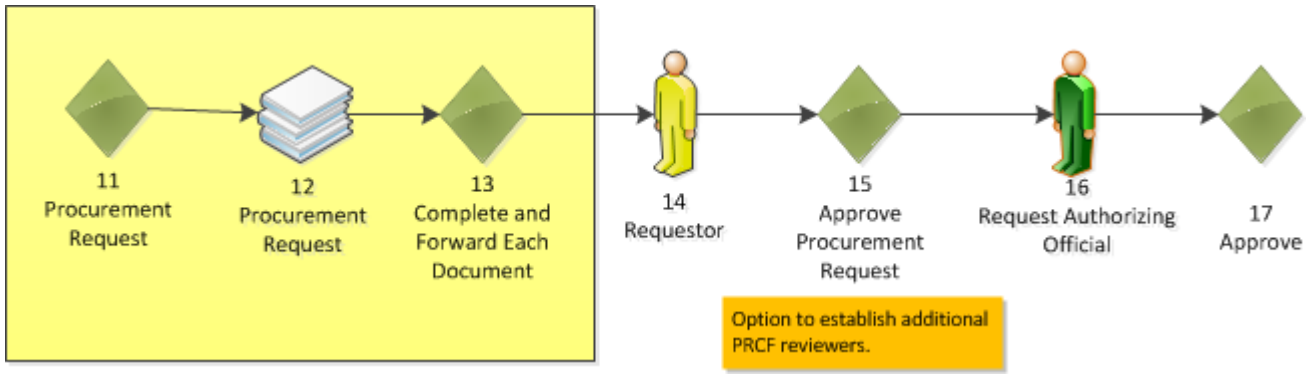

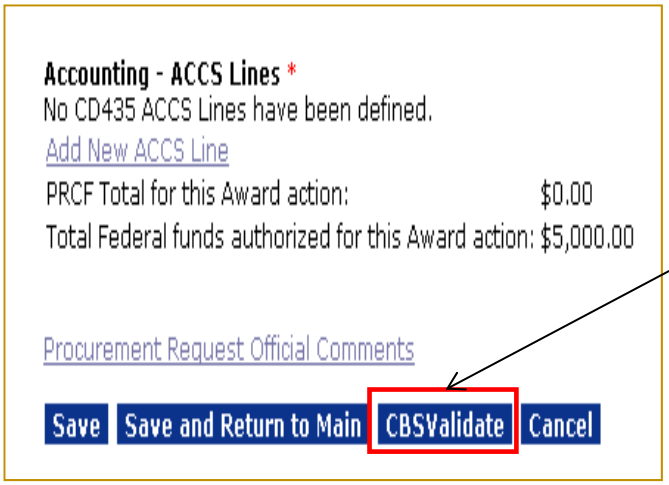

There is a "Validate" button on the main Procurement Request screen to do an edit check against the main CBS database. This cannot be used until after the ACCS line(s) have been added.

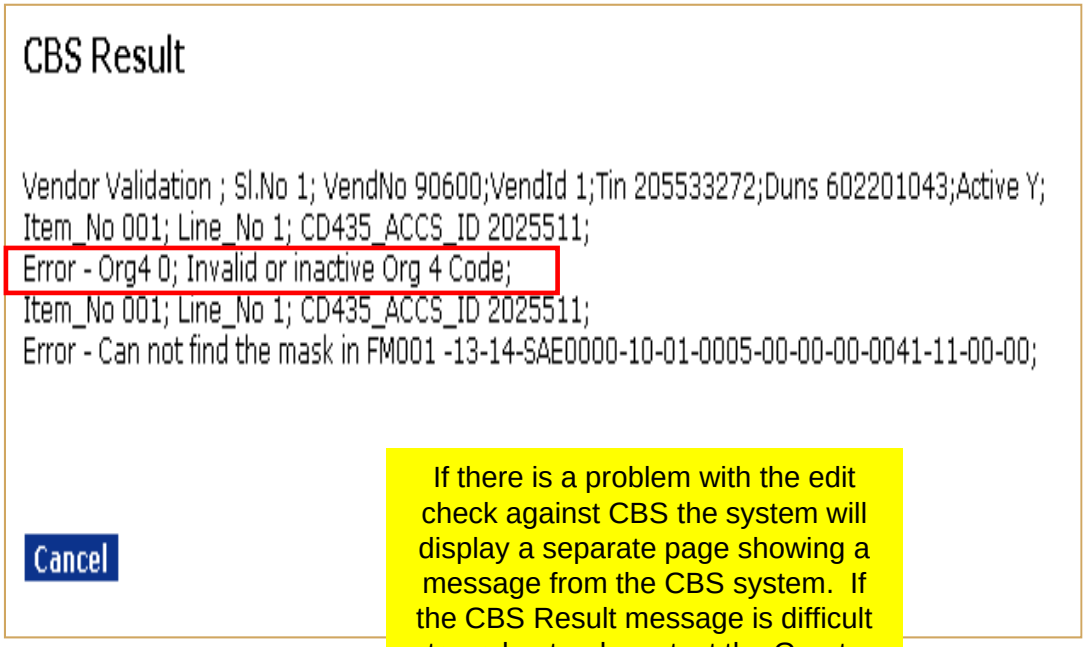

If there is a problem with the edit check against CBS the system will display a separate page showing a message from the CBS system. If the CBS Result message is difficult to understand, contact the Grants Online Help Desk for assistance. In this example one component of the org code is incorrect.

- The CBS validation feature applies only to Interfaced Awards. Currently, NOAA is the only Bureau with Interfaced Awards.

- There is a CBSValidate button on the main Procurement Request screen. After entering the ACCS line(s), this button can be used to check for sufficient funds. The CBSValidate process also validates each component of the ACCS line and ensures the organization has been linked to a valid vendor in CBS. The results of the CBS validation process are displayed at the top of the Procurement Request screen. If any edits checks are not passed, a CBS error message indicates the cause of the validation failure.

NOTE: CBS validation is only required for the Budget Officer. The functionality, however, is also available to the FPO and Requestor.

- The amount of the "PRCF Total for this Award Action" must be equal to or less than the amount in "Total Federal Funds Authorized For This Award Action."

- Click **Save and Return to Main** to prepare to start the workflow. The user is returned to the Procurement Request launch page.

- From the Action dropdown menu choose **Forward Procurement Request to Requestor** to begin workflow. Since the user has selected himself/herself as the Requestor s/he will have a new task in his/her Inbox to "Review the Procurement Request."

- Navigate to the Inbox, click the **Tasks** link and select that task. Choose **Approve Procurement Request** from the dropdown menu.

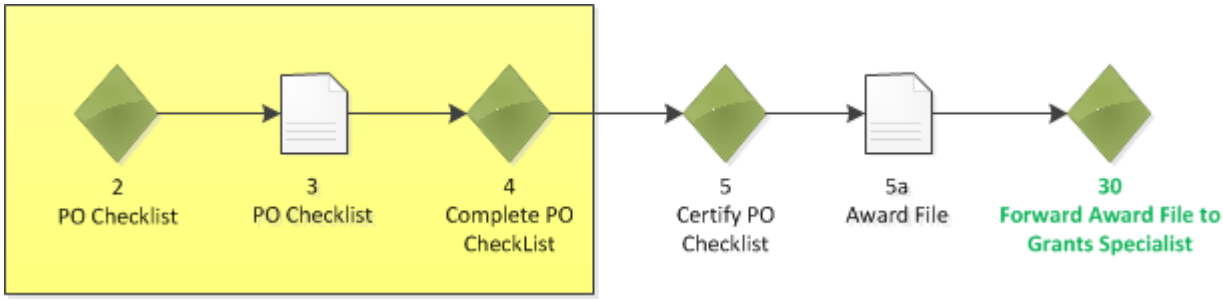

PO Checklist - NA17GOT9980020

Attachments:

No attachments.

Add new Attachment: [+]
Any changes to information on this page should be saved before adding or removing attachments. Fil
Large File Guidance

General Award Information
Application Organization: ATLANTIC STATES MARINE FISHERIES COMMISSION State: VA
Applicant's EIN and DUNS numbers have been verified:*

Grant Type * Guidance
- Grant
- Cooperative Agreement

If Cooperative Agreement, enter Cooperative Agreement Special Award Condition

Statutory Authority * Guidance Audit Trail:

Project Description/Abstract * Guidance

Spell Check

IMPORTANT: PLEASE REVIEW CAREFULLY for spelling or punctuat
(as can occur with copy/paste from Word).

Basis of Selection * Guidance
- Competitive
- Non-Competitive
- Congressionally Directed (Soft Earmark)
- Institutional (designated by Grants Office)
- Formula/Allotment
- Congressionally Mandated (Hard Earmark)

Project Progress Reports Guidance

Any changes to these values will be applied to the entire grant.

Frequency
- (•) Semi-Annually
- Synchronized to the Federal Financial Report periods
- Annually (for multi-year/institutional)
- Quarterly
- Not Required (for "No Specific Purpose" awards). No final report required. Final report select
- Not Required (for Single Year awards). One report, covers award period up to 12 months ar

Final Report
- (•) Comprehensive - a last interim report is required
- Comprehensive - a last interim report is not required
- Last Report

Special Award Condition for Project Progress Reports

Project Progress Reporting Comments:

Note: It is the Program Officer's responsibility to create the Special Award Condition for non-d
in favor of the Special Award Condition. If no Special Award Condition exists for project progres
Bureau (or Department) Standard Administrative Award Conditions.

Conflict of Interest/Post Employment Restrictions Guidance
Is there a former DOC employee working for the applicant who represented or will represent t
and/or selection process?
(•) NO YES
If YES, please attach files below.

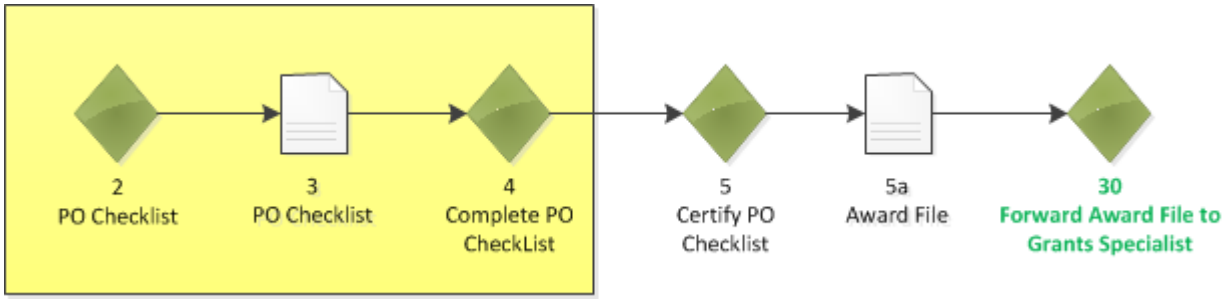

Matching Requirements: * Guidance

a. Federal Share Amount	b. Required Non-Federal Share Amount	c. Required Cost Share % of Total (Federal + Non Fed)	d. Funding Source / Required Cost Share Explanation	Action
$500,000.00	$0.00	0.0	Source or Explanation of 0% Required Cost Share: None Required	Edit Del

Add New

Analysis of Matching Requirements

Negotiated Federal Share:	$500,000.00
Total Federal Share (from Matching Requirements):	$500,000.00
Negotiated Non-Federal Share:	$0.00
Total Required Non-Federal Share:	$0.00
Voluntary Non-Federal Share:	$0.00

Minority Serving Institution

Does this award include any subaward to a Minority Serving Institution? MSI Coordinator:
◉ NO ○ YES

Homeland Security Presidential Directive – 12

Does the proposed award require any recipient, subawardee, and/or contractor personnel to have physical access to Federal premises for more than 180 days or to access a Federal information system? ◉ NO ○ YES

Research Terms & Conditions Prior Approval and Other Requirements* Guidance

Does the applicant follow 15 CFR Part 14 (OMB Circular A-110, Future 2 CFR §215) and will the funding for the proposed award, or any part of the proposed award, be used to conduct research? ○ NO ○ YES ◉ Not Answer

Project Specific Information Guidance

Is PROGRAM INCOME anticipated being earned during performance of this project: ◉ NO ○ YES Enter Comments
Will a VIDEO be created for public viewing as part of this project? ◉ NO ○ YES Enter Comments
Is a SURVEY/QUESTIONNAIRE required by the Program Office for this project? ◉ NO ○ YES Enter Comments
Will Federal Agency owned equipment be provided to the recipient to use for this award? ◉ NO ○ YES Special Award Conditi

Transfer Information Guidance

Does this award include any Federal funds that were transferred from another Federal agency specifically for this award? ◉ N

Programmatic Special Award Condition

Are there any NEPA mitigating factors, Post Award NEPA reviews, or any other programmatic restrictions that need to be placed on the award? ◉ NO ○ YES

Special Award Condition

Additional Information

NOAA Specific Information

Coastal Zone Management Awards

For Coastal Zone Management Awards, indicate which sections of the Coastal Zone Management Act this award addresses:

Section 306/306a	◉ NO ○ YES
Section 308	◉ NO ○ YES
Section 309	◉ NO ○ YES
Section 310	◉ NO ○ YES
Section 6217	◉ NO ○ YES

If no boxes are checked, only the normal Financial Reports will be generated. Every appropriate Section must be checked on
Award only has Section 306 tasks and Amendment 1 only has Section 308 tasks, but Section 306 reports are still required t
checklist.

CESU Awards

Is CESU Award? ◉ NO ○ YES If YES, enter justification and verify Grant Type Guidance

Justification

Spell Check

Cooperative Agreement Special Award Condition

Save | Save and Return to Main | Cancel

The user now has one more task in his/her Inbox to complete for this application: "Complete PO Checklist." Click on that task and go to the details page. Fill out this form carefully. Each section is important.

- Statutory Authority – Data must be entered. The information can be modified by Grants Management.

- Project Description/Abstract – Do not use abbreviations. This is the information that is used for congressional notifications and for press releases.

- The user should verify the accuracy of the EIN and DUNS; indicate verification by marking the checkbox on the General Award Information section of the screen. Verifying those two variables will diminish the possibility of errors that delay receiving applications and processing the award.

- Matching Requirements –

    a. If using a ratio, remember that the number on the left of the colon plus the number on the right of the colon equals to the total number of even parts. (Ex: 1:4 ratio means that the award total is divided into 5 equal parts with the recipient contributing a match of 1 part for every 4 parts of the Federal share). Using real numbers, for a $500,000 total award there is $100,000 in matching funds to $400,000 in Federal funds.

    b. If using percentages, the percentage is based on the total award (Federal plus match), not a percentage of just the Federal funds. (Ex. A 20% match means that the total award contains 80% Federal funds and 20% matching funds). Using real numbers, for a $500,000 total award there is $100,000 in matching funds (20% of $500,000) to $400,000 in Federal funds (80% of $500,000).

- The correct "Special Award Conditions" links must be used for Grants Online to associate the condition with that item in the "PO Checklist." The "Special Award Conditions" at the bottom of the page should be used only for additional programmatic award conditions not covered elsewhere on the page.

Forward/Revise Award File

- Once the PO Checklist has been completed and certified, the system will generate the Forward/Revise Award File task, which will enable the Project Officer to move the file from the "Program Office" side of Grants Online to the "Grants Specialist" side of Grants Online in order to continue processing.

- Note that while the task will be generated once the PO Checklist is certified, the Project Officer will not be able to move the file forward to the Grants Specialists tasks, until *all* of the Program tasks (the PO Checklist, the Procurement Request and Reservation of Funds, and the NEPA Checklist), have been fully completed and approved. A large red "X" will show on the Award File in Progress page, along with a table of outstanding tasks, until all outstanding tasks are completed.

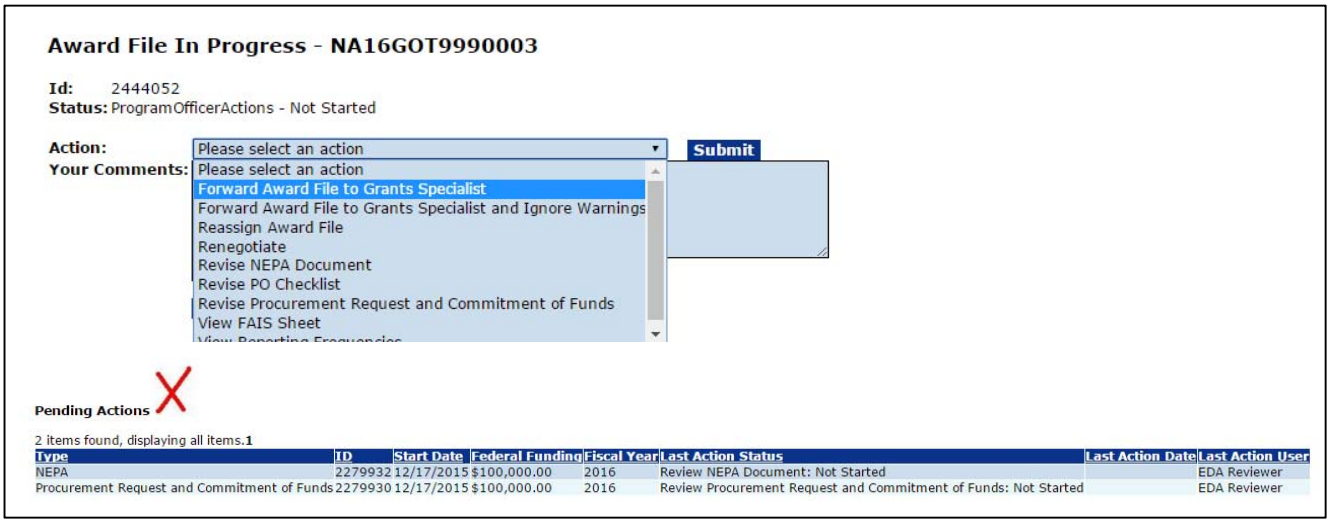

- After all the required tasks are completed, the red "X" will change to a green checkmark, signifying that the file is ready to move to the Grants Specialist workflow.

- Should any of the Program tasks need to be modified, the "Forward/Revise Award File" task will enable the user to "revise" any of the Program documents, or "Renegotiate," if elements of the SF-424 page need to be corrected. If the Project Officer chooses to modify a document, it will need to move through the entire workflow/approval process, before the file can move forward to the Grants Specialist workflow.

- Once all of the program tasks have been completed, the Project Officer to choose "Forward Award File to Grants Specialist" option. Note that this will automatically forward the file to the "Lead Grants Specialist" for that line office/CFDA number combination.

- **EDA Only**: If the EDA Project Officer needs to complete the Grants Specialist tasks, but is not the "Lead Grants Specialist," the Grants Specialist task to "Review Award File," will need to be reassigned back to the EDA Project Officer.

Grants Management Process

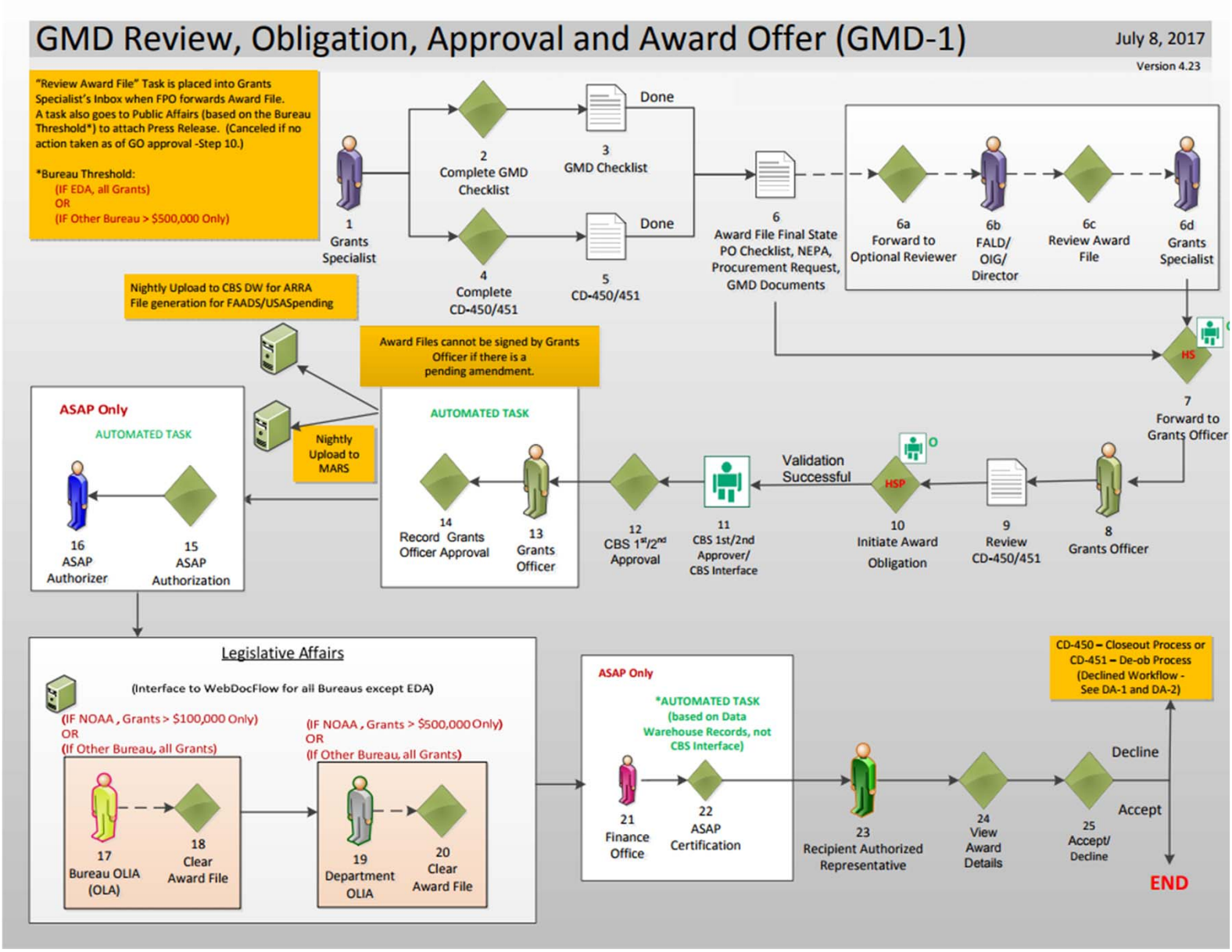

Please note: The FPO should communicate to the Recipient that the Decline Award process should not be used if an update is needed.

- When the Award File has been forwarded to Grants Management there are several additional steps that take place before the award offer is sent to the recipient. The Grants Management workflow steps for processing a Competitive application package are exactly the same as for the Universal application package with the exception of the Grants Management review and approval process.

- If funds have been removed from the ASAP account(s) used on the Procurement Request after the Award File was sent to Grants Management, the Grants Officer will not be able to approve the award and will return it to the Program Office to remedy the situation.

- If the recipient organization record attached to the application is not marked as ASAP, the ASAP portion of the workflow will be skipped. The recipient will have to use an Organization Profile Change Request to initiate the ASAP enrollment after the award has been accepted. This process must occur when the Non-ASAP record rather than the ASAP record for an organization is accidently associated with an application.

- For non-NOAA bureaus (except EDA) using Grants Online, all awards are routed to WebDocFlow for OLIA clearance, irrespective of award amount. In addition, this rule applies to awards that require bureau-level OLA clearance. For NOAA, the determining factor for WebDocFlow routing is the award amount. For EDA, the OLIA and OLA tasks are manually cleared.

Federal Program Officer Training Agenda

Day 2

Post Award Processing & Reporting
Introduction and Agenda
Hands-On Participation – Complete Award Package Processing from Day 1
Hands-On Participation – Grants Management Processes
Hands-On Participation – Recipient Award Acceptance / Manage Users
Hands-On Participation – Award Action Requests
Hands-On Participation – Progress Reports / Financial Reports (Demo Only)
Hands-On Participation – Partial Funding (Release of Funds)
Demo Only – Additional Post Award Actions – Award Tracking Report – Organization Profile Changes (SAM.gov)
Hands-On Participation – Supplementary Information
Hands-On Participation – Correspondence and Federal Reports
Wrap Up: Additional Resources and Training Questions/Concerns & Answers

OBJECTIVES – By the end of the day, students should:

- Understand the Recipient Award Acceptance process
- Understand the use of an Award Action Request
- Review an Award Action Request
- Review, route and accept a Performance Progress Report
- Locate and view a Federal Financial Report
- Understand the use of a Partial Funding Action
- Initiate and route a Partial Funding Action
- Understand additional Post Award Processes
- Know where to find help when needed

TRAINING MATERIALS:

1. Agenda and Objectives
2. Process Maps and Screen Shots – Grants Management
3. Process Maps and Screen Shots – AAR Workflow
4. Process Maps and Screen Shots – Performance Progress and Federal Financial Reports
5. Process Map and Screen Shots – Post Award Processes
6. Course Evaluation

Grants Online Training

Post Award Processing

August 2017

Award Action Request (AAR)

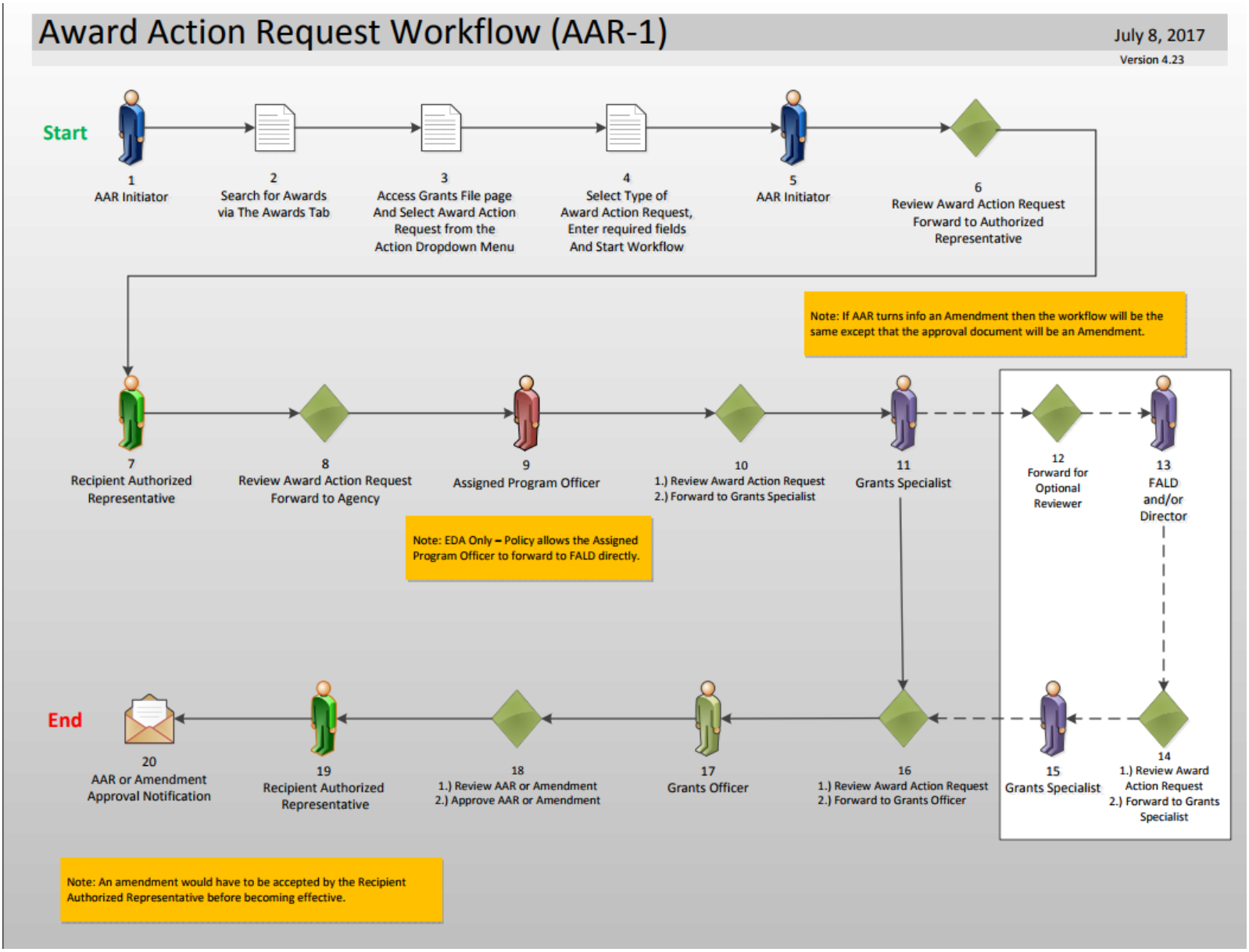

Award Action Request Index Page

Award Action Requests marked with an asterisk (*) will always result in an amendment to the award (if approved). Other requests generally result in a notification of approval. However, any request may result in an amendment at the discretion of the Grants Officer. Please refer to the Guidance document for additional information.

* No Cost Extension - Prior Approval Required
Extension to Close Out
Change in Principal Investigator/Project Director
Change in Key Person Specified in the Application
Satisfy Specific Conditions
Transfer of Funds Budgeted for Participant Support Costs to Other Categories of Expense
Rebudget - Prior Approval Required
Pre-Award Costs More than 90 Days
Submit Additional Closeout Documents
Other

No Cost Extension - Prior Approval Waived (Research Terms and Conditions)
* Change in Scope
Foreign Air Carrier for Travel
Disengagement for More Than 3 Months, or 25% Reduction by Project Director or PI
Inclusion of Costs Requiring Prior Approval in Cost Principles
* Subaward, Transfer or Contract Out Work Under the Award if Not Described in the Approved Application
Re-budget - Prior Approval Waived (Research Terms and Conditions)
* Termination by Consent
ASAP Drawdown Request

Reference: Award Action Request Guidance link:
http://www.corporateservices.noaa.gov/grantsonline/Documents/AAR_Assistance/Recipient_AAR_Help.htm

Performance Progress Report (PPR)

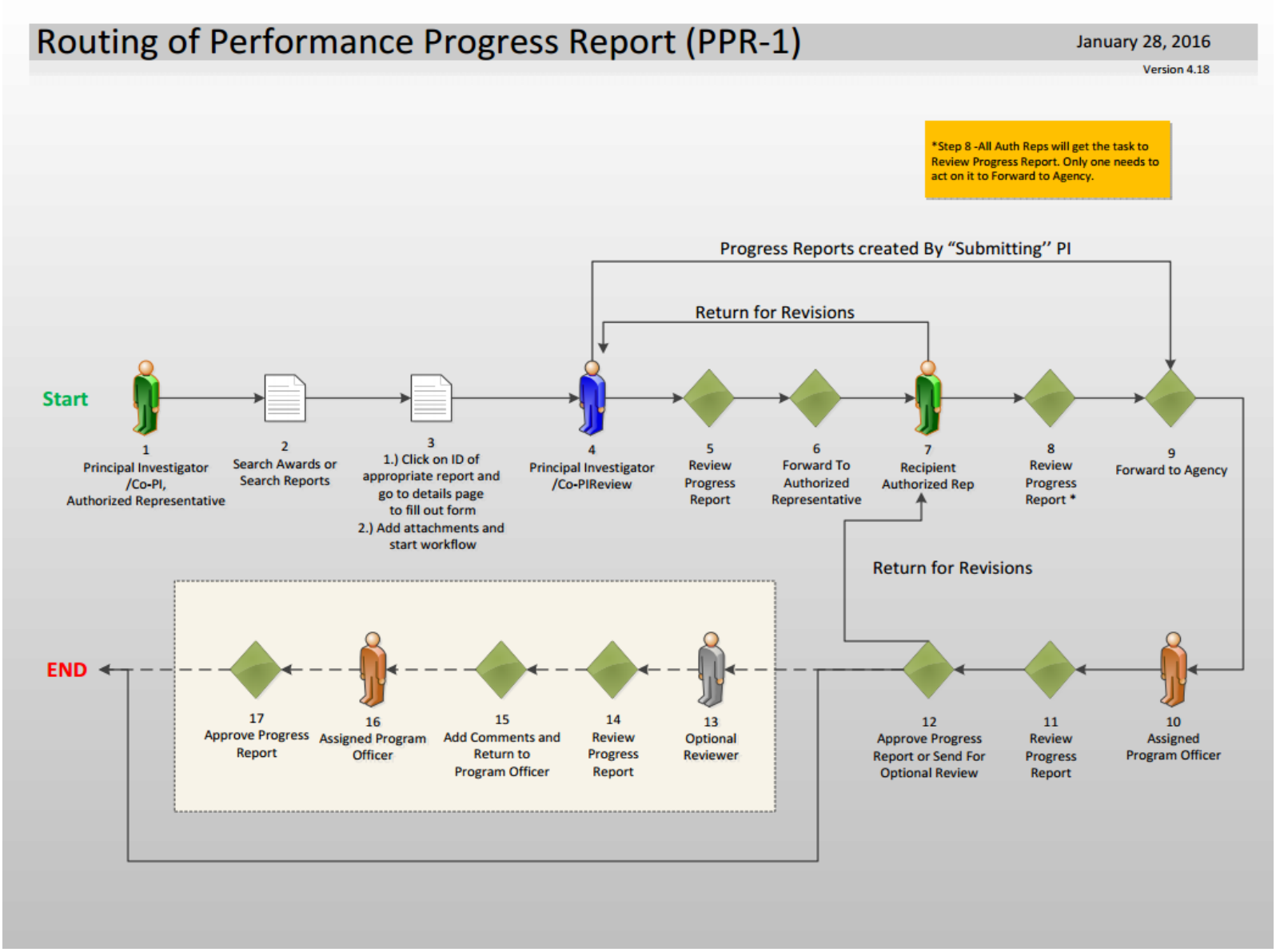

Federal Financial Report (FFR #1)

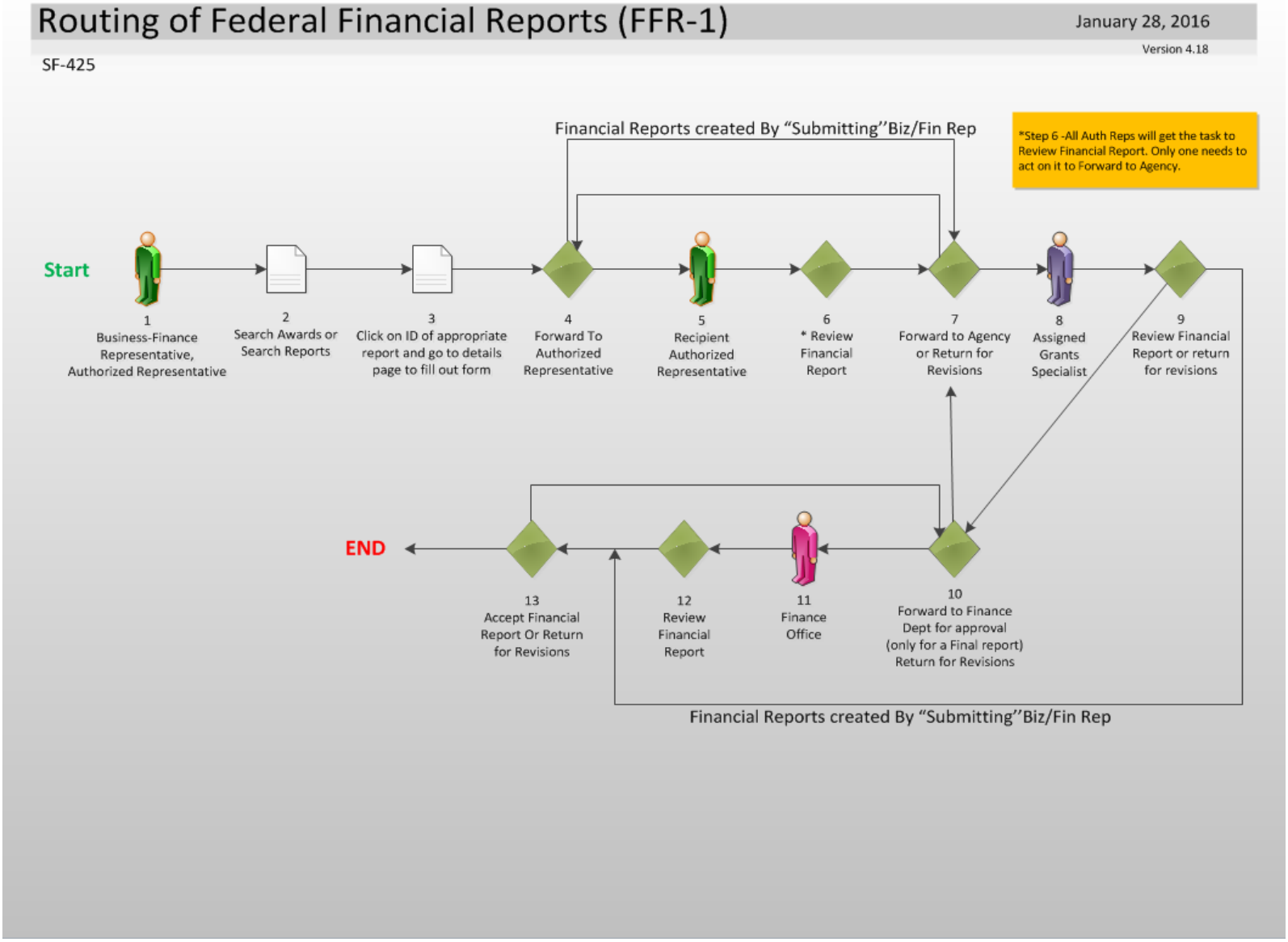

Within NOAA, the user is only required to complete two fields (Cash Receipt & Cash Disbursements) for the interim Federal Financial Report; however for the final Federal Financial Report, all fields need to be completed. All other Bureaus are required to complete all fields on both the interim and final Federal Financial Reports.

Federal Financial Report (FFR #2)

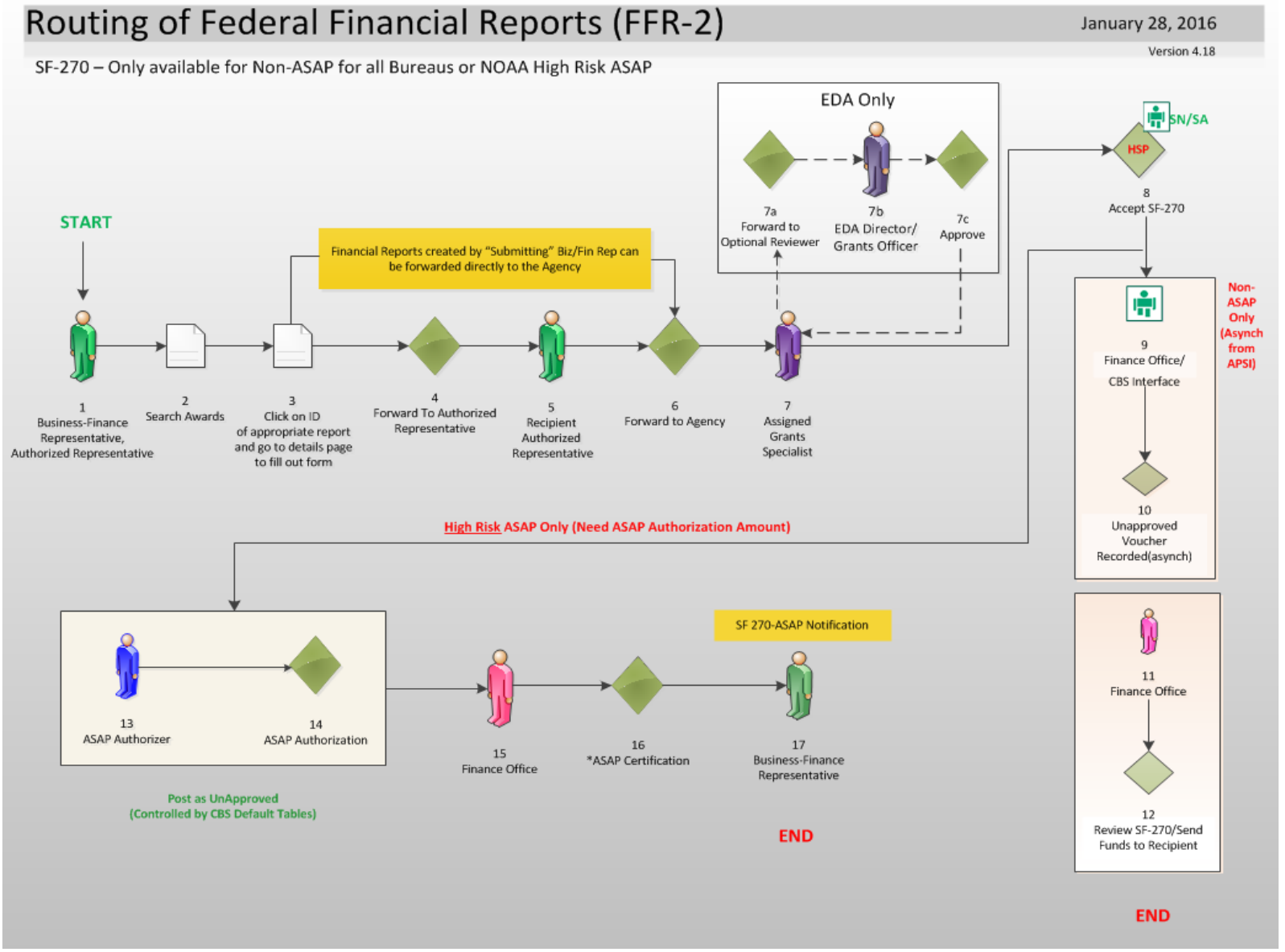

Partial Funding

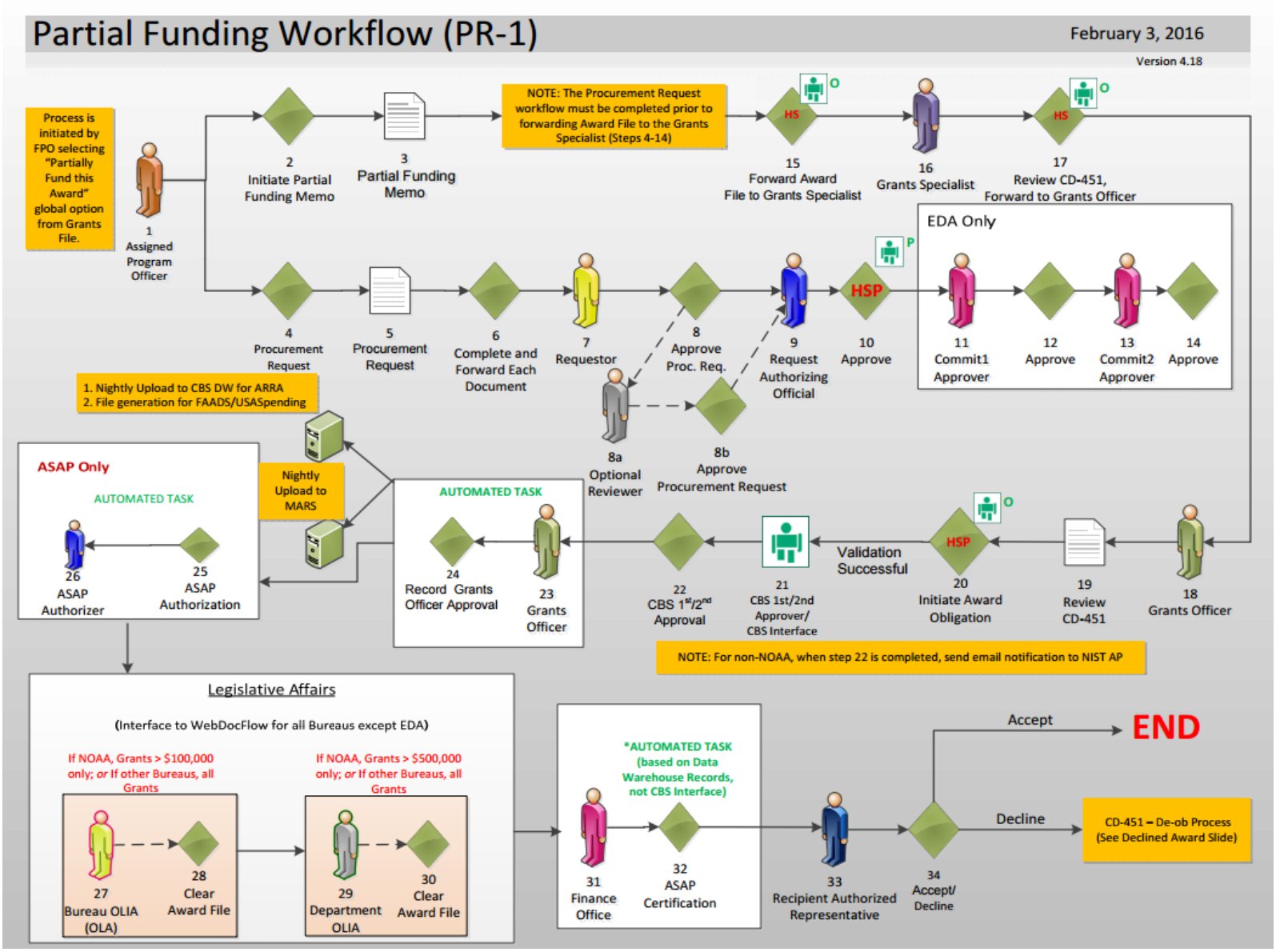

FPO – Partial Funding Steps 1 – 3

1. From the main screen, click the **Awards Tab**. From the Search Awards launch page, specify criteria that will help locate the Award that will be partially funded.

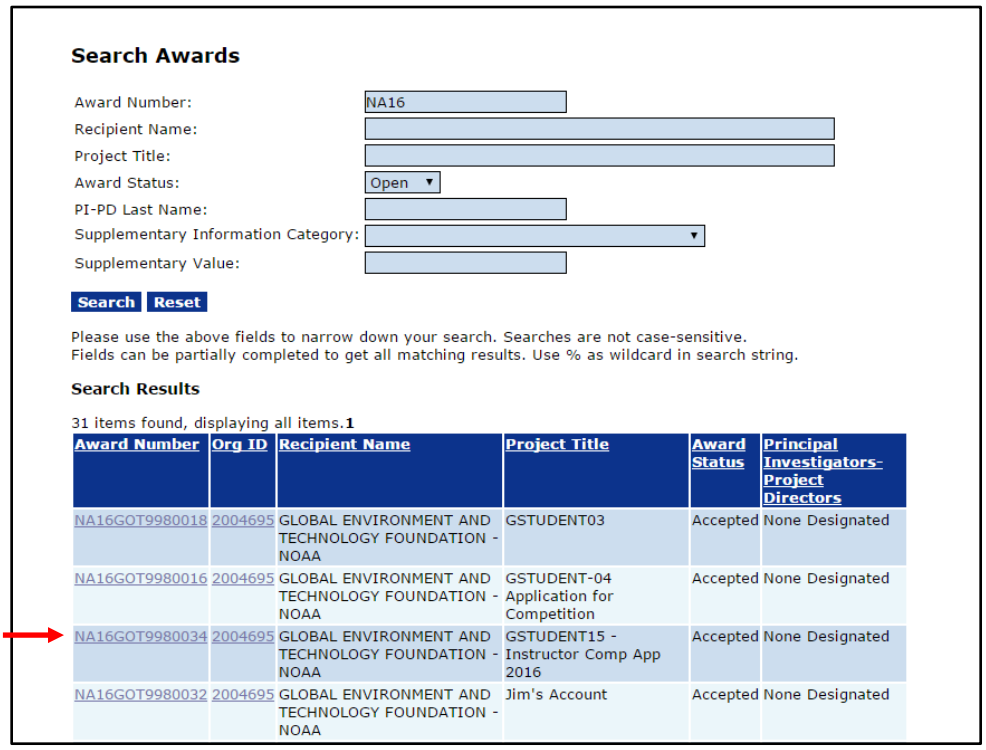

2. From the Grants File Launch Page select **Partially Fund this Award** from the Action dropdown list.

3. Click the **Submit** button.

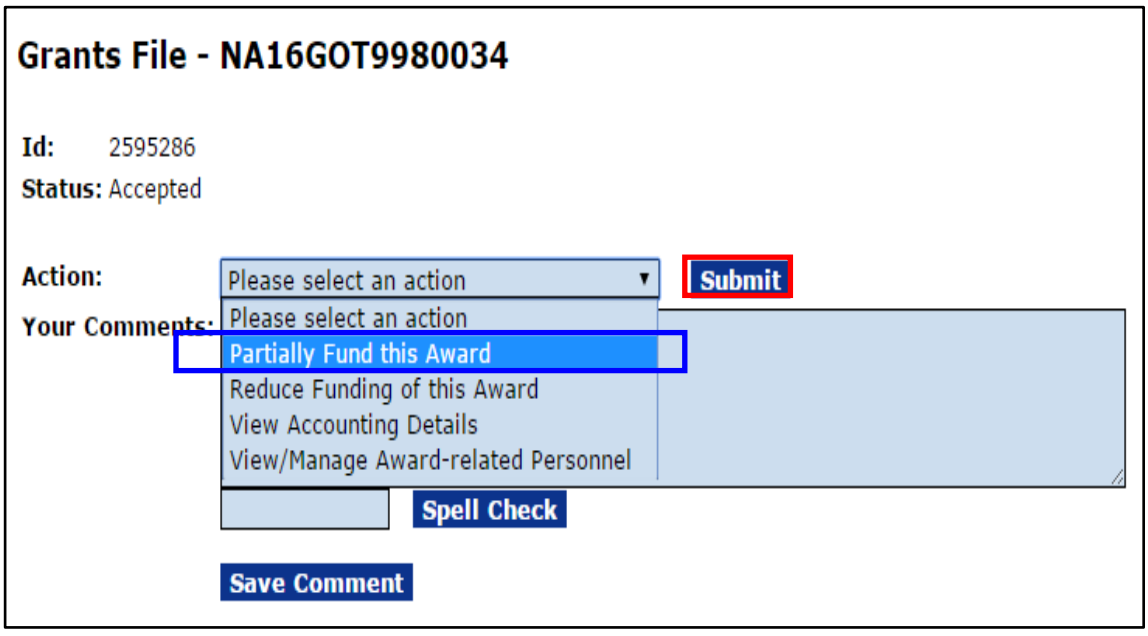

FPO – Partial Funding Steps 4 and 5

4. Click the **plus (+)** beside the Action box to get details for the application that will be partially funded. All applications associated with an Award are visible. However, Partial Funding can be applied to only ONE application at a time.

5. Click the **Select** button to choose the desired application.

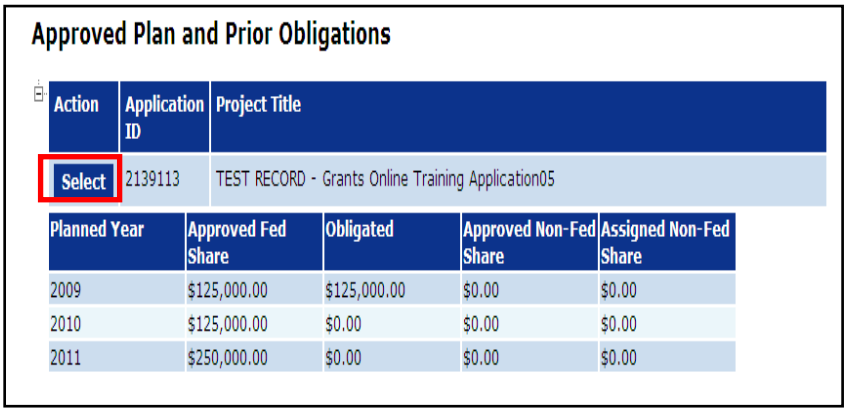

FPO – Partial Funding Step 6

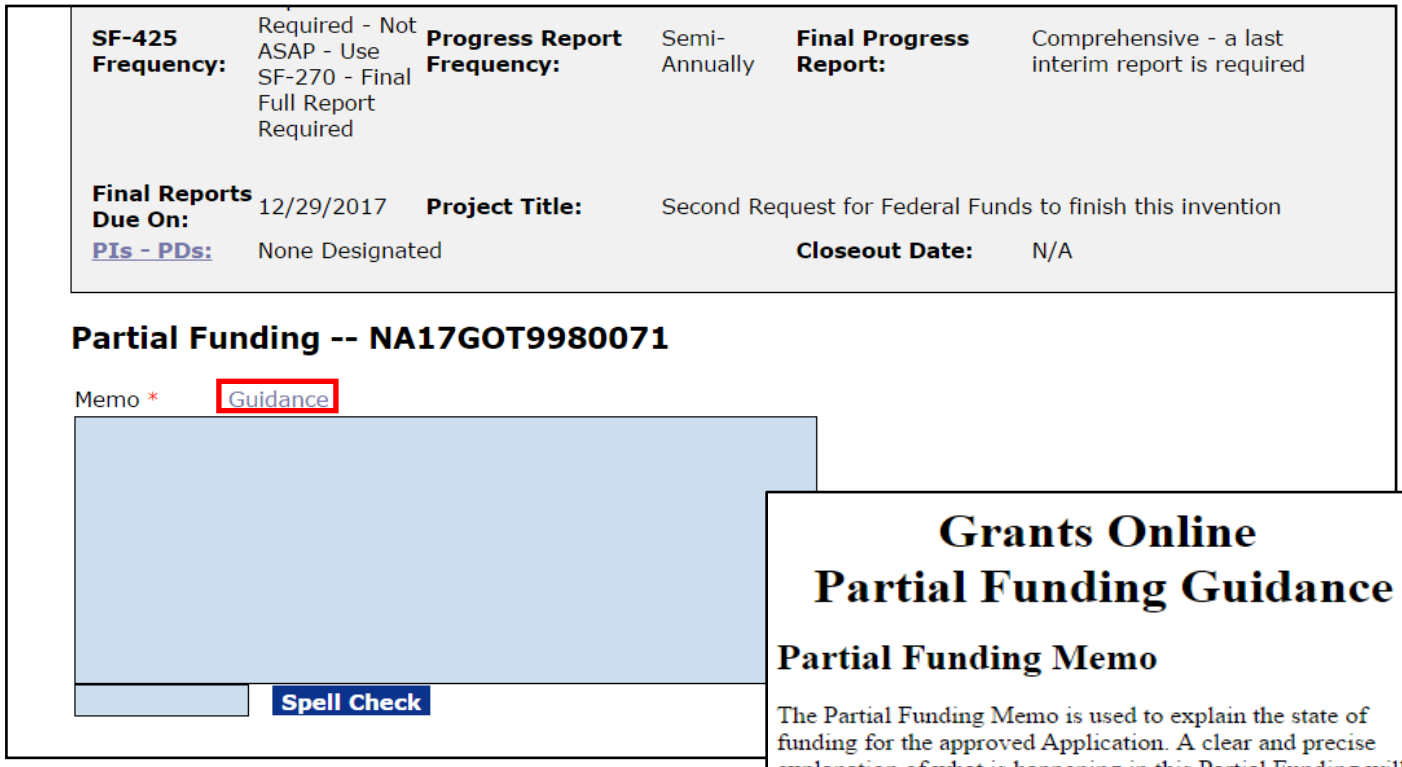

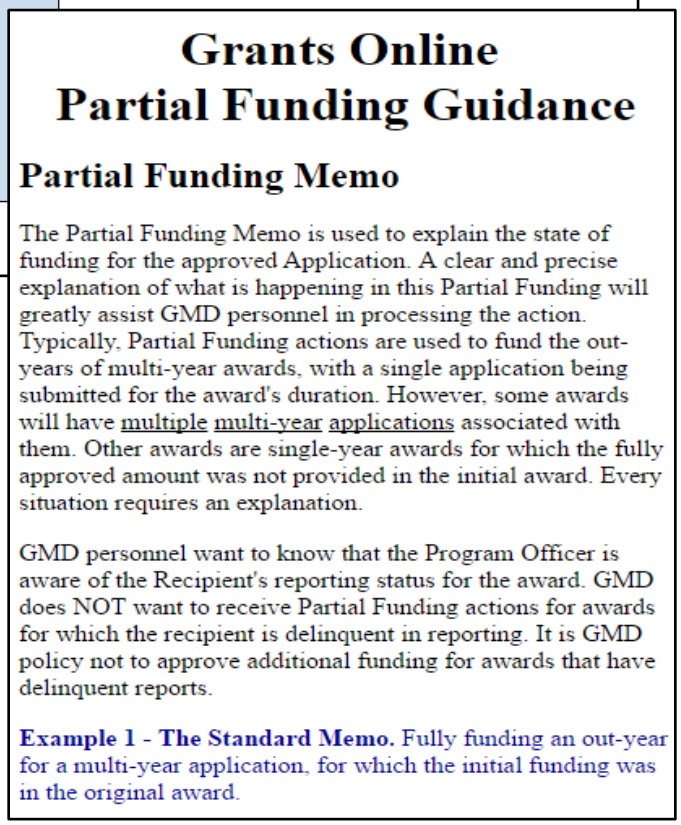

Grants Online
Partial Funding Guidance

Partial Funding Memo

The Partial Funding Memo is used to explain the state of funding for the approved Application. A clear and precise explanation of what is happening in this Partial Funding will greatly assist GMD personnel in processing the action. Typically, Partial Funding actions are used to fund the out-years of multi-year awards, with a single application being submitted for the award's duration. However, some awards will have multiple multi-year applications associated with them. Other awards are single-year awards for which the fully approved amount was not provided in the initial award. Every situation requires an explanation.

GMD personnel want to know that the Program Officer is aware of the Recipient's reporting status for the award. GMD does NOT want to receive Partial Funding actions for awards for which the recipient is delinquent in reporting. It is GMD policy not to approve additional funding for awards that have delinquent reports.

Example 1 - The Standard Memo. Fully funding an out-year for a multi-year application, for which the initial funding was in the original award.

6. Click **Guidance** link for an example of the language that can be used for the Memo box. Six examples of the appropriate language are included on the next two slides.

Sample Language for Partial Funding Memo

- **Example 1 - The Standard Memo.** Fully funding an out-year for a multi-year application, for which the initial funding was in the original award.

  This release of funds of $____ is for year __ of a __ year multi-year award. All required Progress and Financial reports have been submitted and accepted.

- **Example 2 -** Partially funding an out-year for a multi-year application, for which the initial funding was in the original award, and for which an additional Partial Funding action is expected to take place later in the year to complete the year's approved funding.

  This release of funds of $____ is for year __ of a __ year multi-year award. Due to _____, total funding for this award period is not available; additional funds will be provided at a later date. All required Progress and Financial reports have been submitted and accepted.

- **Example 3 -** Partially funding an out-year for a multi-year application, for which the initial funding was in the original award, and for which an additional Partial Funding action is expected to take place the following year to complete this year's approved funding.

  This release of funds of $____ is for year __ of a __ year multi-year award. Due to _____, total funding for this award period is not available in this FY. Additional funds will be provided in FY__. It is our intent to provide total funding for this award. All required Progress and Financial reports have been submitted and accepted.

Sample Language for Partial Funding Memo (*Continued)*

- **Example 4* -** Partially funding an out-year for a multi-year application, for which the initial funding was in the original award, and for which budgeted funds are not expected to be made available to fully fund the award.

  This release of funds of $____ is for year __ of a __ year multi-year award. Due to _____, funding for this award period is not available. Additional funds will not be provided and this award will be reduced by _____. All required Progress and Financial reports have been submitted and accepted.

  *(***NOTE***: For this option, work with the Grants Specialist to create an administrative amendment to reduce the total authorized award funding.)*

- **Example 5 -** Partially funding an out-year for a multi-year application, for which the initial funding was in the original award, and for which one or more Partial Funding actions have already occurred to fund the application for the current Fiscal Year.

- **This release of funds of $____ is for year __ of a __ year multi-year award. This release of funds is expected to be the final release of funds in FY ____. The remainder of the project is expected to be funded in FY ____ through FY ____ assuming funds are available. All required Progress and Financial reports have been submitted and accepted.**

- **Example 6** ** **-** Partially funding an out-year for a multi-year application, for which the initial funding was **NOT** in the original award.

- **This release of funds of $____ is for year __ of a __ year multi-year application which was originally funded as Amendment ____.** *... additional explanation according to above examples.*

NOTES:

* If the Federal Funding is reduced, the match should be reduced by a comparable amount.

** If the Partial Funding is associated with a continuation application (instead of the original Award) notate the amendment number (of the original Award) in the Partial Funding Memo.

FPO – Partial Funding Steps 7 – 9

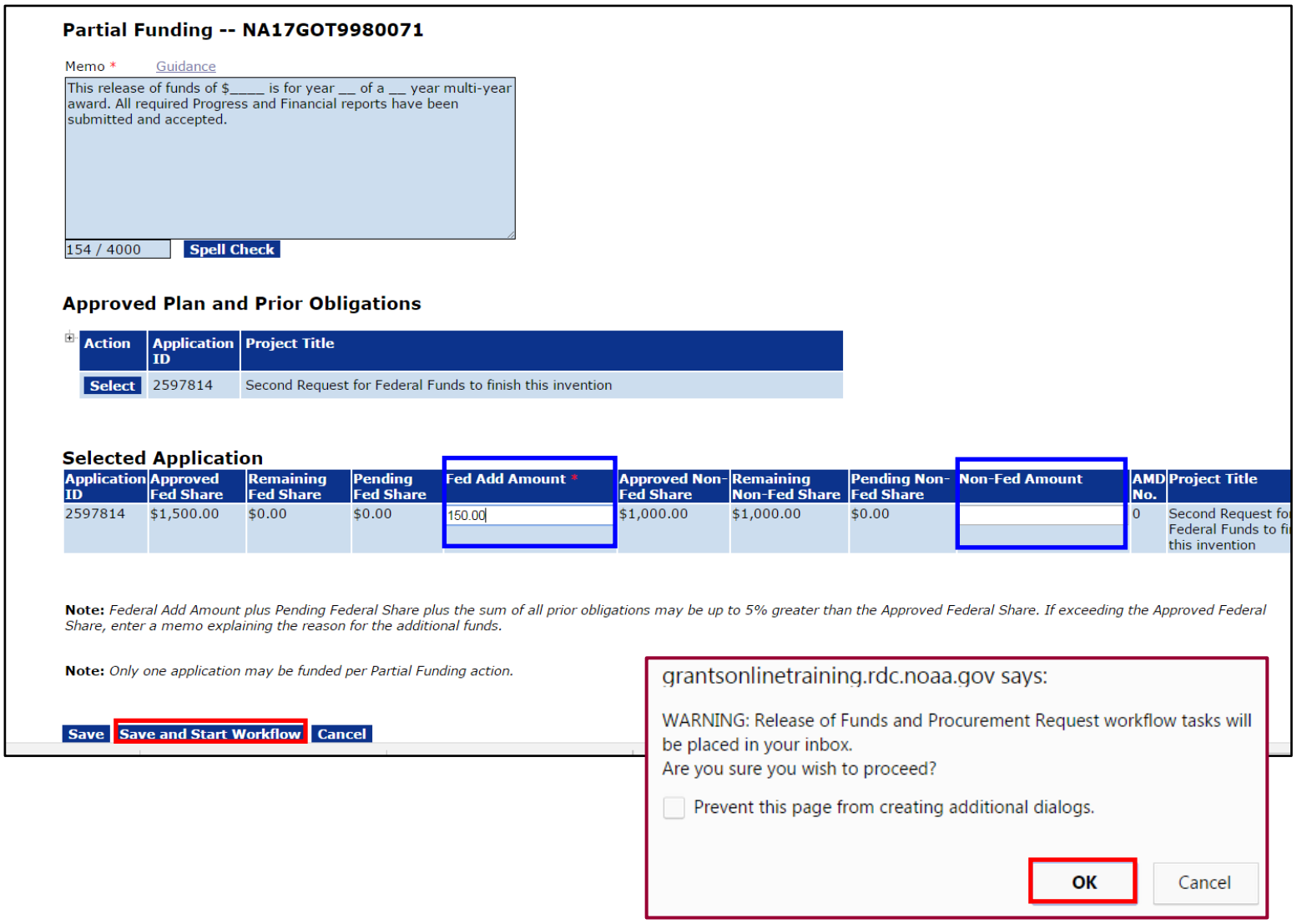

7. Enter the Partial Funding amount into the Fed Add Amount* box. If appropriate, specify the funding for the Non-Fed Amount.

8. Click the **Save and Start Workflow** button.

9. In response to the ***WARNING*** that a Review Release of Funds and Procurement Request workflow tasks will be added to the user's Inbox, click the **OK** button.

FPO – Partial Funding Step 10 and 11

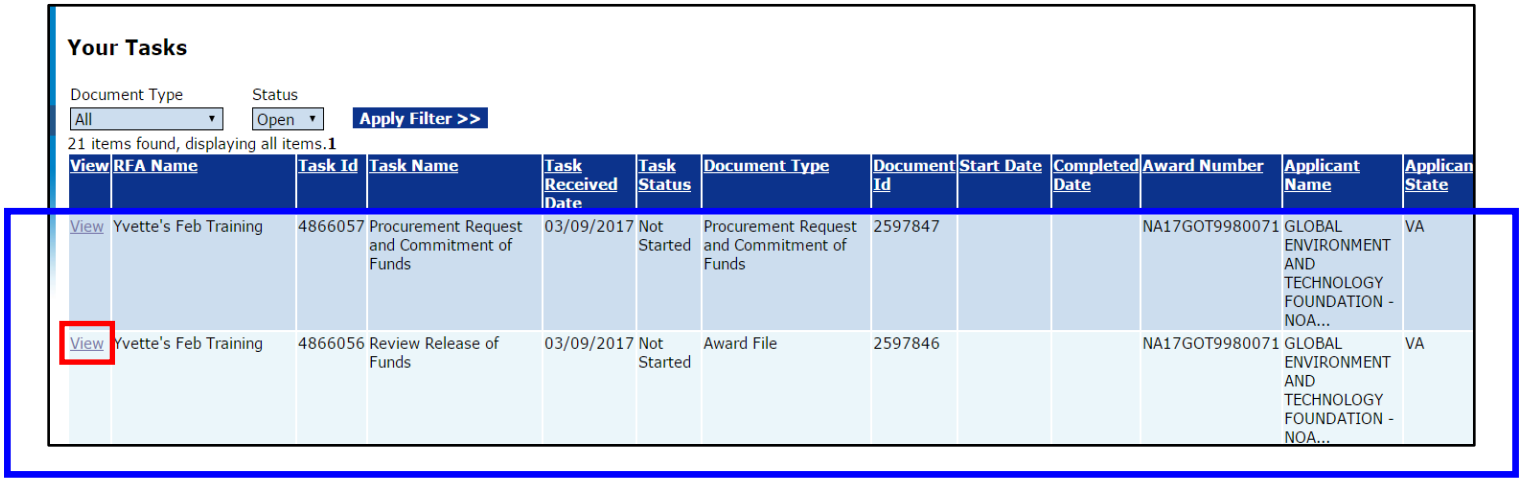

Your Tasks

Document Type: All | Status: Open | Apply Filter >>

21 items found, displaying all items.1

View	RFA Name	Task Id	Task Name	Task Received Date	Task Status	Document Type	Document Id	Start Date	Completed Date	Award Number	Applicant Name	Applican State
View	Yvette's Feb Training	4866057	Procurement Request and Commitment of Funds	03/09/2017	Not Started	Procurement Request and Commitment of Funds	2597847			NA17GOT9980071	GLOBAL ENVIRONMENT AND TECHNOLOGY FOUNDATION - NOA...	VA
View	Yvette's Feb Training	4866056	Review Release of Funds	03/09/2017	Not Started	Award File	2597846			NA17GOT9980071	GLOBAL ENVIRONMENT AND TECHNOLOGY FOUNDATION - NOA...	VA

10. As mentioned earlier, if the Federal Amount was modified, navigate to the Tasks launch screen. There are two new tasks:
    (a) Procurement Request and Commitment of Funds
    (b) Review Release of Funds

    The Procurement Request should be completed and sent through the workflow process. The steps to complete the Procurement Request are the same as those used for a new Award.

    NOTE: The Procurement Request and Commitment of Funds must be completed prior to completing the actions associated with the Release of Funds. Otherwise, a red **X** is visible beside the Pending Actions header.

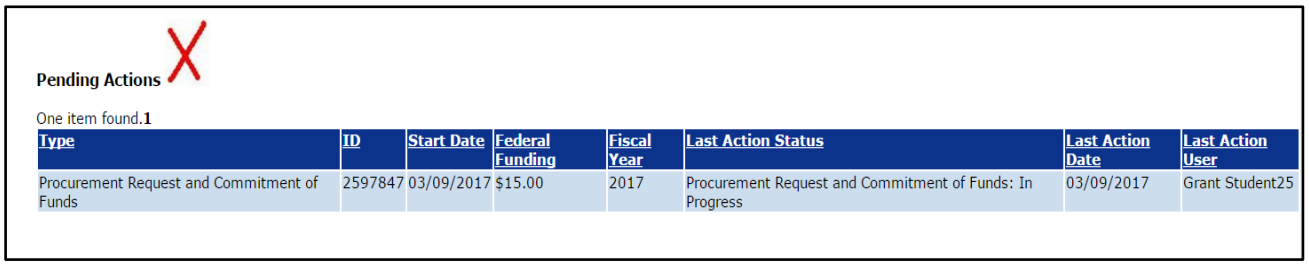

Pending Actions X

One item found.1

Type	ID	Start Date	Federal Funding	Fiscal Year	Last Action Status	Last Action Date	Last Action User
Procurement Request and Commitment of Funds	2597847	03/09/2017	$15.00	2017	Procurement Request and Commitment of Funds: In Progress	03/09/2017	Grant Student25

11. Click the **View** link for Review Release of Funds. Complete the actions associated with that task.

FPO – Partial Funding Step 12

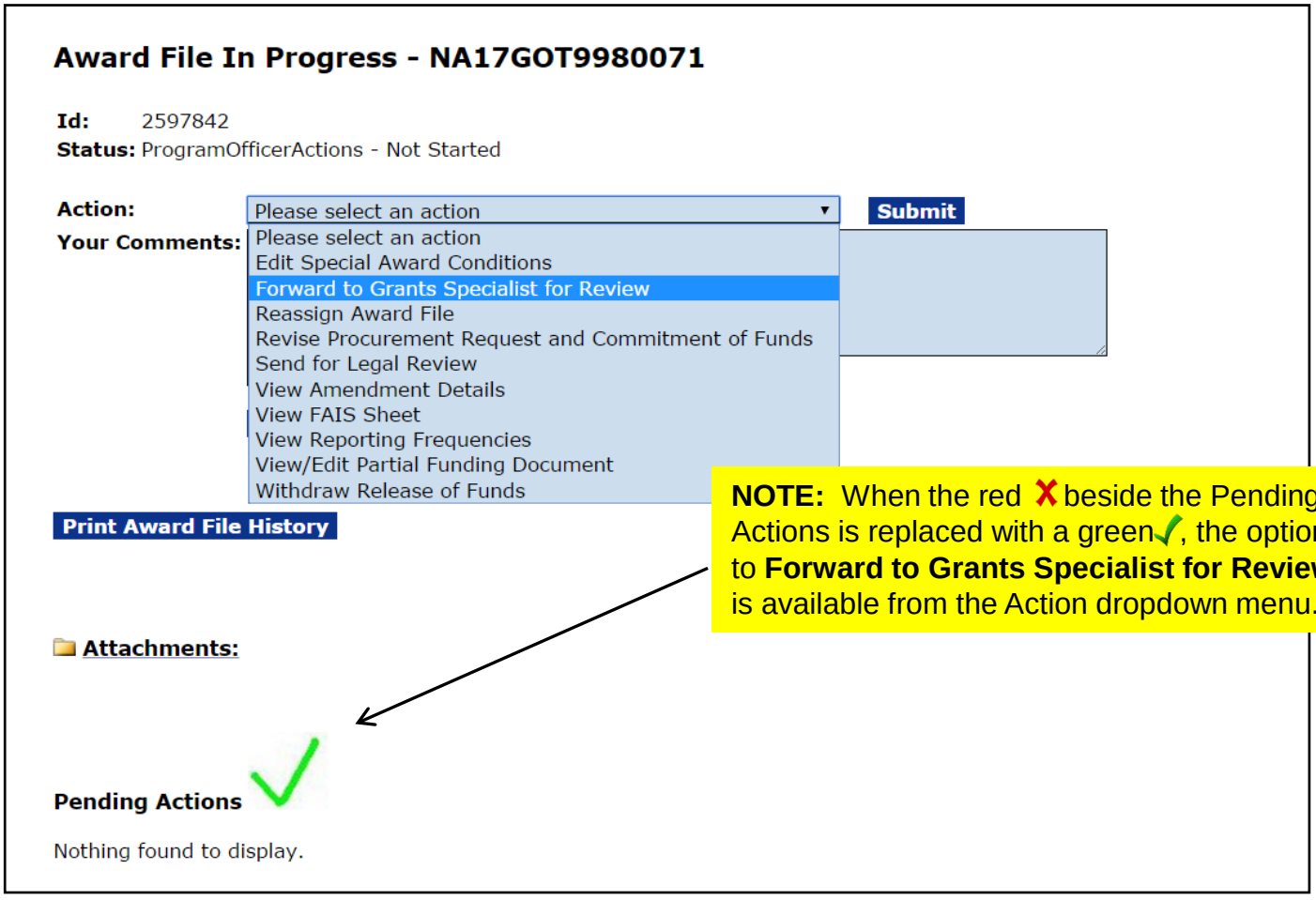

12. After the Procurement Request has been approved, select **Forward to Grants Specialist for Review** and add a workflow comment.

    Do not make any modifications to the Amendment Details. That task will be performed by the Grants Specialist.

    If changes to the Partial Funding Memo or Funding Amounts are necessary select **View/Edit Partial Funding Document**.

Reduce Funding

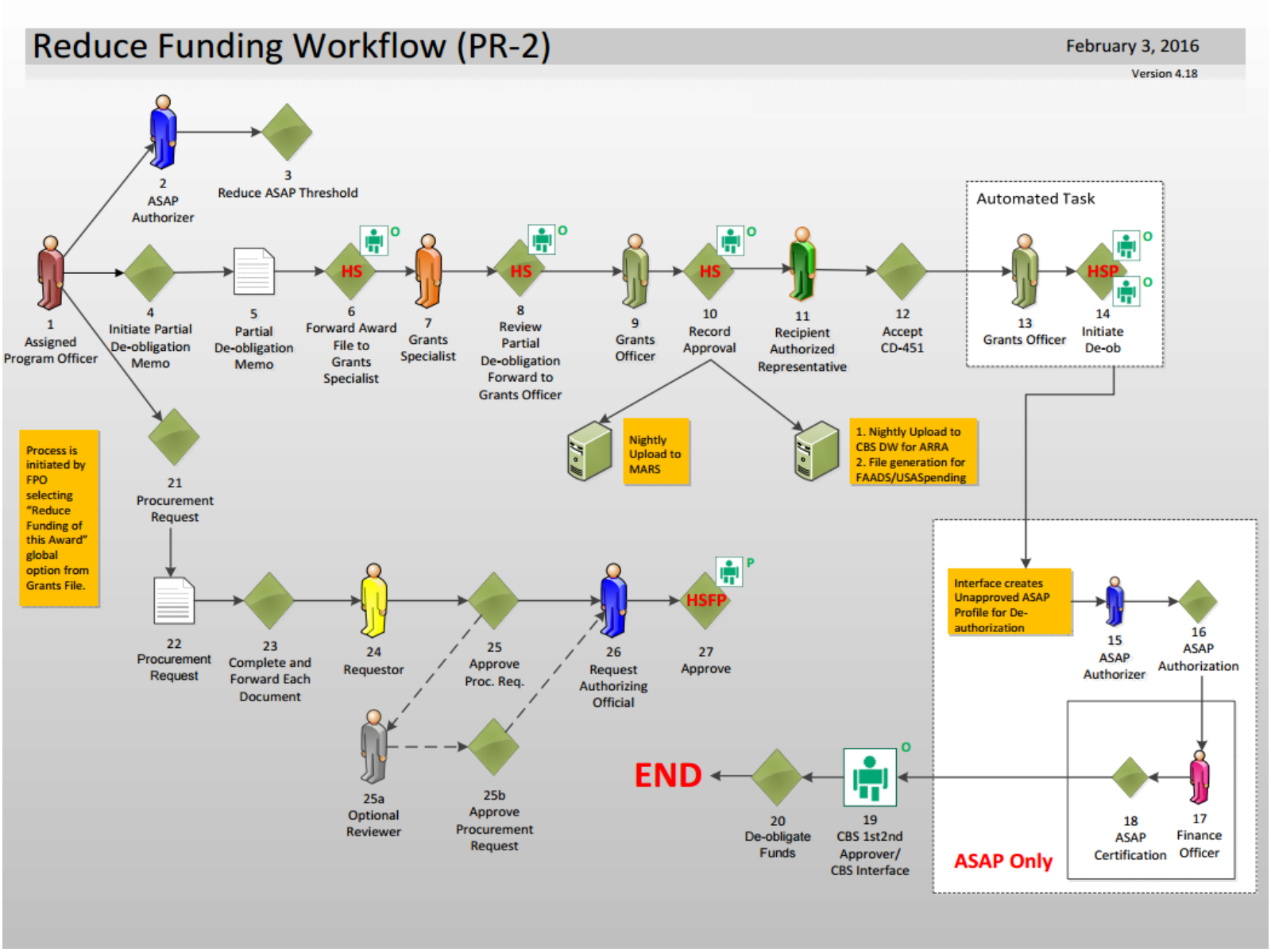

The Reduction in Funding workflow follows a very similar process to the Partial Funding workflow and has the same "Look and Feel."

A Reduction in Funding Action is initiated from the Grants File page similar to a Partial Funding action.

The Reduction in Funding memo screen is also similar to a Partial Funding action.

Reduce Funding -- NA16GOT9980034

Memo * Guidance

Reduction in Funding

The Grants Management Division has reviewed the subject award. This document serves as authorization to proceed with the de-obligation process.

143 / 4000 Spell Check

Approved Plan and Prior Obligations

Action	Application ID	Project Title
Select	2595204	GSTUDENT15 - Instructor Comp App 2016

Planned Year	Approved Fed Share	Obligated	Approved Non-Fed Share	Assigned Non-Fed Share
2016	$5,000.00	$10,000.00	$500.00	$1,500.00
2017	$5,000.00	$0.00	$500.00	$0.00

Selected Application

Application ID	Approved Fed Share	Remaining Fed Share	Pending Fed Share	Fed Deduct Amount *	Approved Non-Fed Share	Remaining Non-Fed Share	Pending Non-Fed Share	Non-Fed Deduct Amount	AMD No.	Project Title
2595204	$10,000.00	$0.00	$2,500.00		$1,000.00	$-500.00	$0.00		0	GSTUDENT15 - Instru 2016

Note: *Funding may be reduced for only one application per Reduce Funding action.*

Save | Save and Start Workflow | Cancel

On the Reduce Funding Memo only the “Fed Deduct Amount” and “Non-Fed Deduct Amount” are available for data entry. Although positive numbers should be entered into these fields, the amounts will be deducted from the Award.

Your Tasks

Document Type: All | Status: Open | Apply Filter >>

12 items found, displaying all items.1

View	Task Id	Task Name	Task Status	Document Type	Document Id	Start Date	Completed Date	Award Number
View	4866942	Procurement Request and Commitment of Funds	Not Started	Procurement Request and Commitment of Funds	2598028			NA16GOT9980034
View	4866941	Reduce Funding Amendment	Not Started	Award File	2598027			NA16GOT9980034

Procurement Request and Commitment of Funds - NA16GOT9980034

Last CBS Validation: 04/26/2017 12:29:6 PM Status: Invalid

Active Procurement Requests:
Nothing found to display.

Withdrawn Procurement Requests:
Nothing found to display.

Request Authorizing Official: *

Name	Title	Telephone	Action
NOAA Official		301-444-1212	Change

Additional Reviewers:
Nothing found to display.

Add

(Please note, you must press 'Save and Return to Main' for the Route to be committed)

Requestor: *

Name	Title	Telephone	Action
Grant Student25		301-444-2715	Change

Federal Share: * $ -500.00 **Requisition Number:** * NAGO0000700159

Affected Reference Number: NA16GOT9980034 **EIN:** 541489434 **DUNS:** 878128073

To: *

GLOBAL ENVIRONMENT AND TECHNOLOGY FOUNDATION - NOAA
2900 S QUINCY ST STE 375 ARLINGTON, VA 22206-2231

Description: *

CFDA Number: 11.998
Project Start Date: 2015-10-01
Project End Date: 2017-09-30
Grant Type: Grant
Project Description: GSTUDENT15 -

Clearances/Remarks:

Accounting - ACCS Lines *

One item found.1

Bureau	Fund	Fiscal Year	Organization	Program	Project - Task	Object Class	Amount	Prior Year	DWValidated	Unique Account ID
14	1	2016	30 -31 -0002-00-00-00-00	02-21-16-001	28LEF29-P00	41-11-00-00	($500.00)	N	Yes	TRAINING ACCS2-X-999-001

Select ACCS Line

PRCF Total for this Award action: $-500.00
Total Federal funds authorized for this Award action: $-500.00

Procurement Request Official Comments

Save | Save and Return to Main | CBSValidate | Cancel

Award Finance Report | Award Document Report
The CD-435 Report is replaced by the Award Finance Report.

Similar to a Partial Funding, two tasks are generated in the FPO's Inbox. The Procurement Request must be filled out using negative numbers for the funding reduction. The workflow must be completed by the Authorizing Official (Budget Officer role) to allow the Procurement Request to be forwarded to Grants Management.

MEMORANDOM: NOAA Finance Office
FROM: Grants Management Division
SUBJECT: FUNDING REDUCTION
De-obligation Request for Award: NA16GOT9980034

Total Federal Funding (entire award): $10,000.00
Recipient Name: GLOBAL ENVIRONMENT AND TECHNOLOGY FOUNDATION - NOAA
EIN: 541489434
DUNS: 878128073
ASAP ID (if applicable):
Award Period: 10/01/2015 - 09/30/2017
Federal Program Officer: Grant Student00
Obligation Number: (Available only for Interfaced Awards) 674706
Requested De-obligation Amount: $500

Item #/MDL	ACCS	Amount
2245494 / 2025338	14 2012 2000 52-30-00-000 SAE0000-SAE 10-01-0002-00-00-00-00 41-12-00-00	($500)

The Grants Management Division has reviewed the subject award. This document serves as authorization to proceed with the de-obligation process.

Justification for De-obligation:

The Grants Management Division has reviewed the subject award. This document serves as authorization to proceed with the de-obligation process.

Spell Check

Grants Officer Approval:
De-obligation Completed: Grants Online-CBS Interface
Finance Office Approval: N/A

Cancel PDF

The Award File for a Reduction in Funding contains a de-obligation memo. This is used to document the de-obligation by the system via the interface. In the case of a non-interfaced award the workflow will go through the Finance Office where the de-obligation memo will be manually approved. There is no action required by the Federal Program Officer relative to the de-obligation memo. However, the memo is available for viewing by the Federal Program Officer.

Declined Amendment (DA)

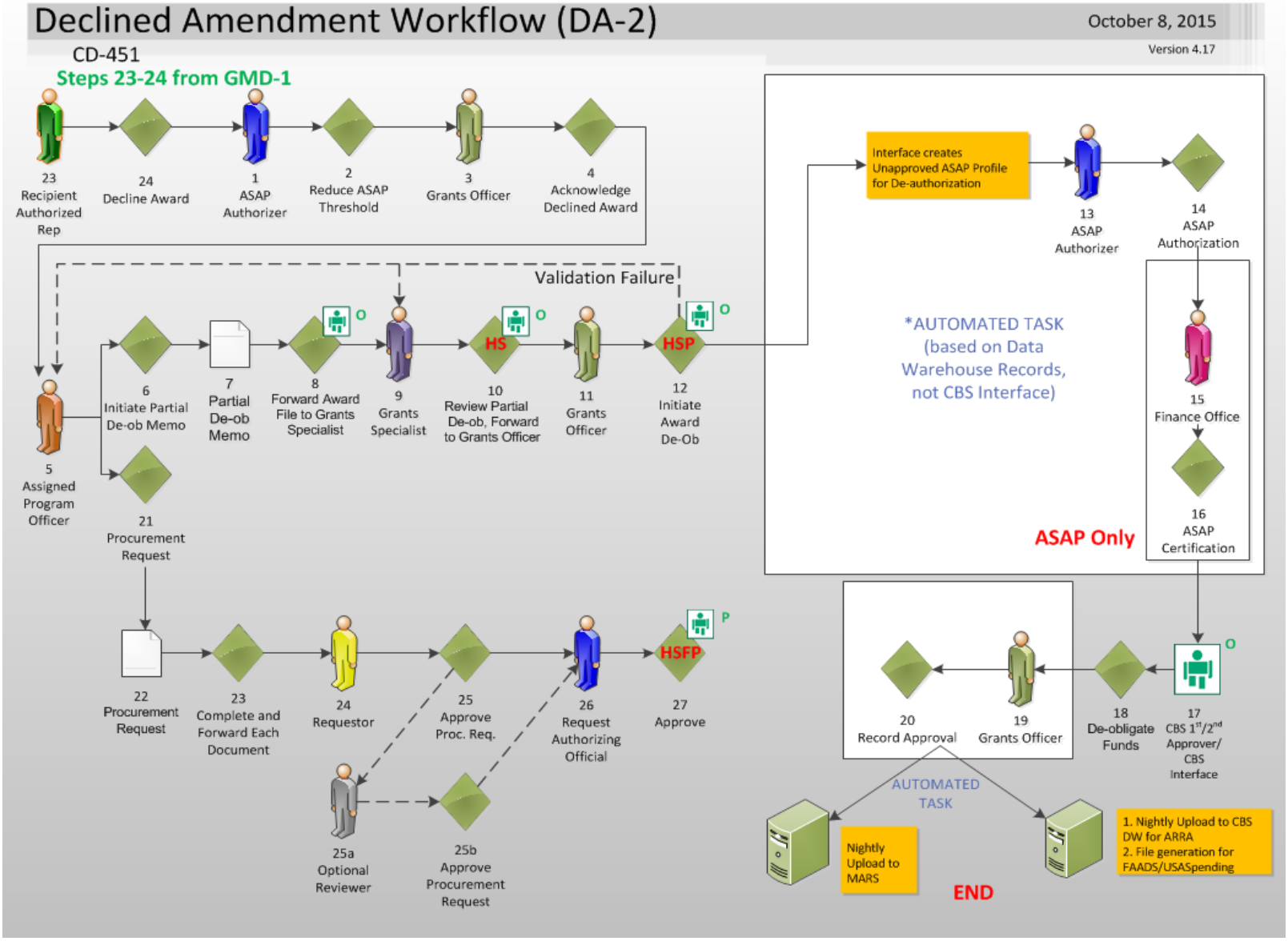

For a Federal Program Officer, the Declined Amendment workflow looks similar to a Reduction in Funding. However, the tasks are generated when the Grants Officer acknowledges the declined award rather than the Federal Program Officer initiating the action.

Correct ACCS Lines on an Approved Award

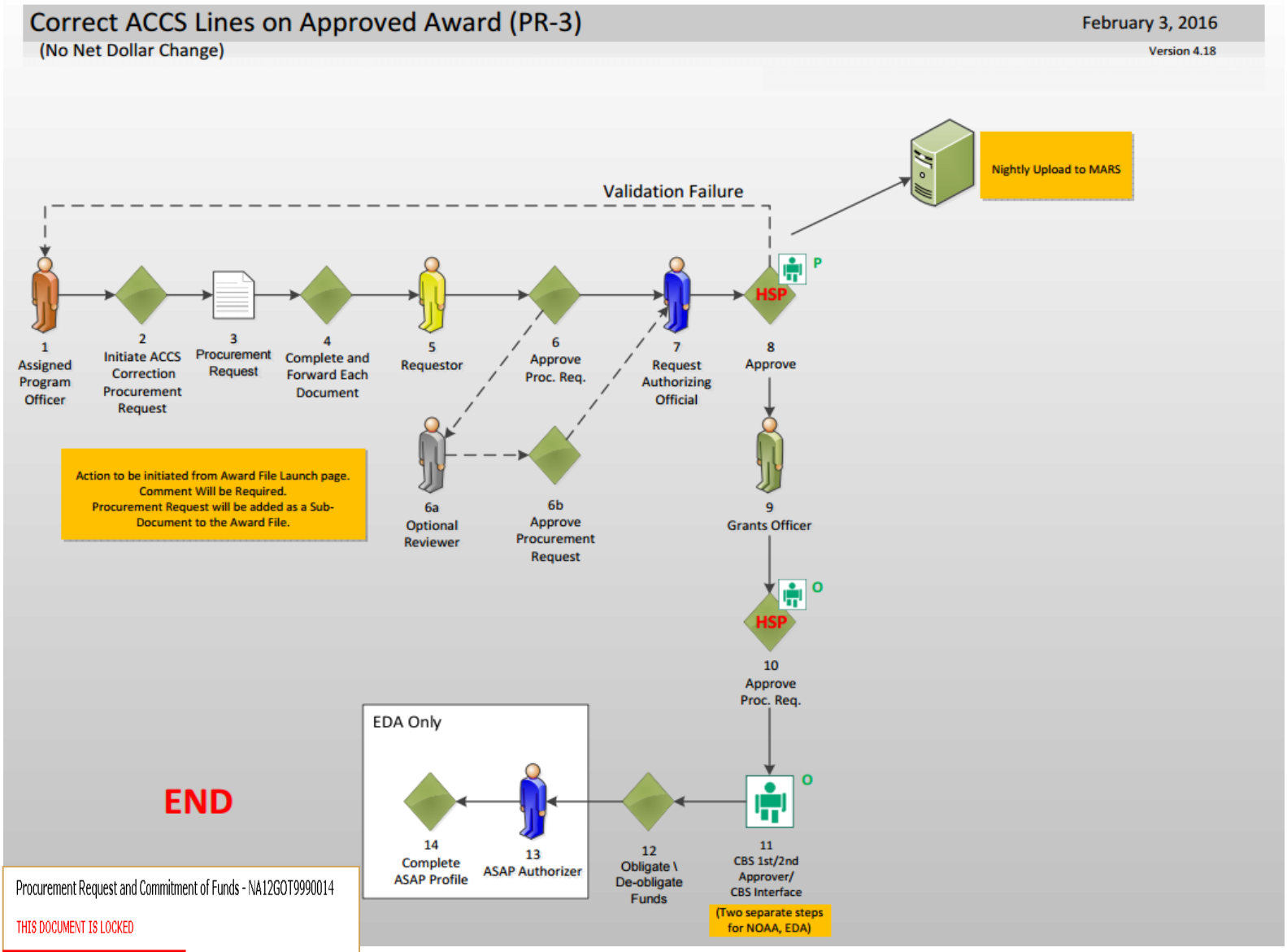

Procurement Request and Commitment of Funds - NA12GOT9990014

THIS DOCUMENT IS LOCKED

THIS REQUEST IS APPROVED

Correct ACCS Lines

Last CBS Validation: Status:

Accounting - ACCS Lines *

2 items found, displaying all items.1

Bureau	Fund	Fiscal Year	Organization	Program	Project - Task	Object Class	Amount	Prior Year	DWValidated
14	1	2012	06 -02 -0004-01-00-00-00	01-01-02-000	14K3BN8-P00	41-11-00-00	$10,000.00	N	Yes
14	2000	2012	10 -01 -0002-00-00-00-00	52-30-00-000	SAE0000-SAE	41-12-00-00	($10,000.00)	N	Yes

Add New ACCS Line

PRCF Total for this Award action: $10,000.00

Total Federal funds authorized for this Award action: $10,000.00

To make a correction to an ACCS line on an already approved award:

1. Navigate to the Award File containing the Procurement Request that needs to be corrected.
2. Access the details page of the Procurement Request that needs to be corrected.
3. Click the **Correct ACCS** button. This will generate a new “zero-dollar” Procurement Request.
4. Edit the ACCS line to make the amount (or a portion of the amount) negative.
5. Add one or more positive ACCS lines to create a net balance of zero on the Procurement Request.
6. Start the workflow for approval of the new Procurement Request.

NOTE: Only the Assigned Program Officer for the Award can make a correction to an ACCS line on an award that has been approved.

Reference: ACCS Correction Guidance link:
http://www.corporateservices.noaa.gov/grantsonline/Documents/ACCS_Correction_Guidance.pdf

Administrative Amendment

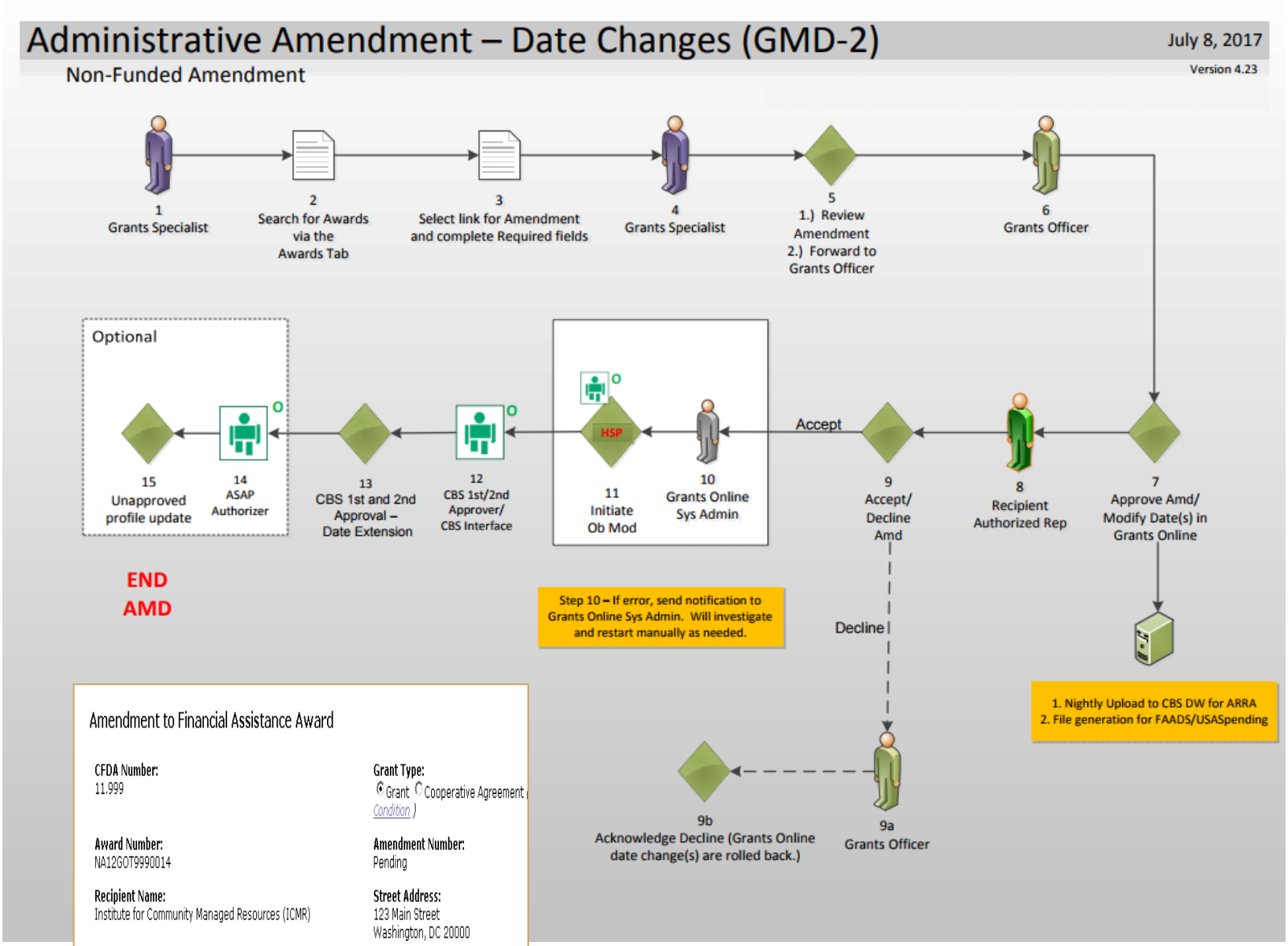

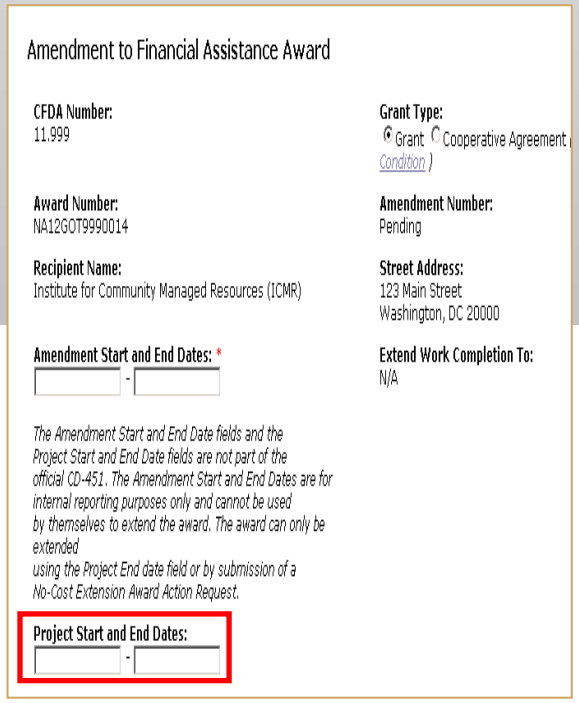

Grants Management can now create an administrative amendment to make corrections to the Project Start and/or End Dates without requiring the recipient submit a No-Cost Extension request.

ASAP Enrollment Request

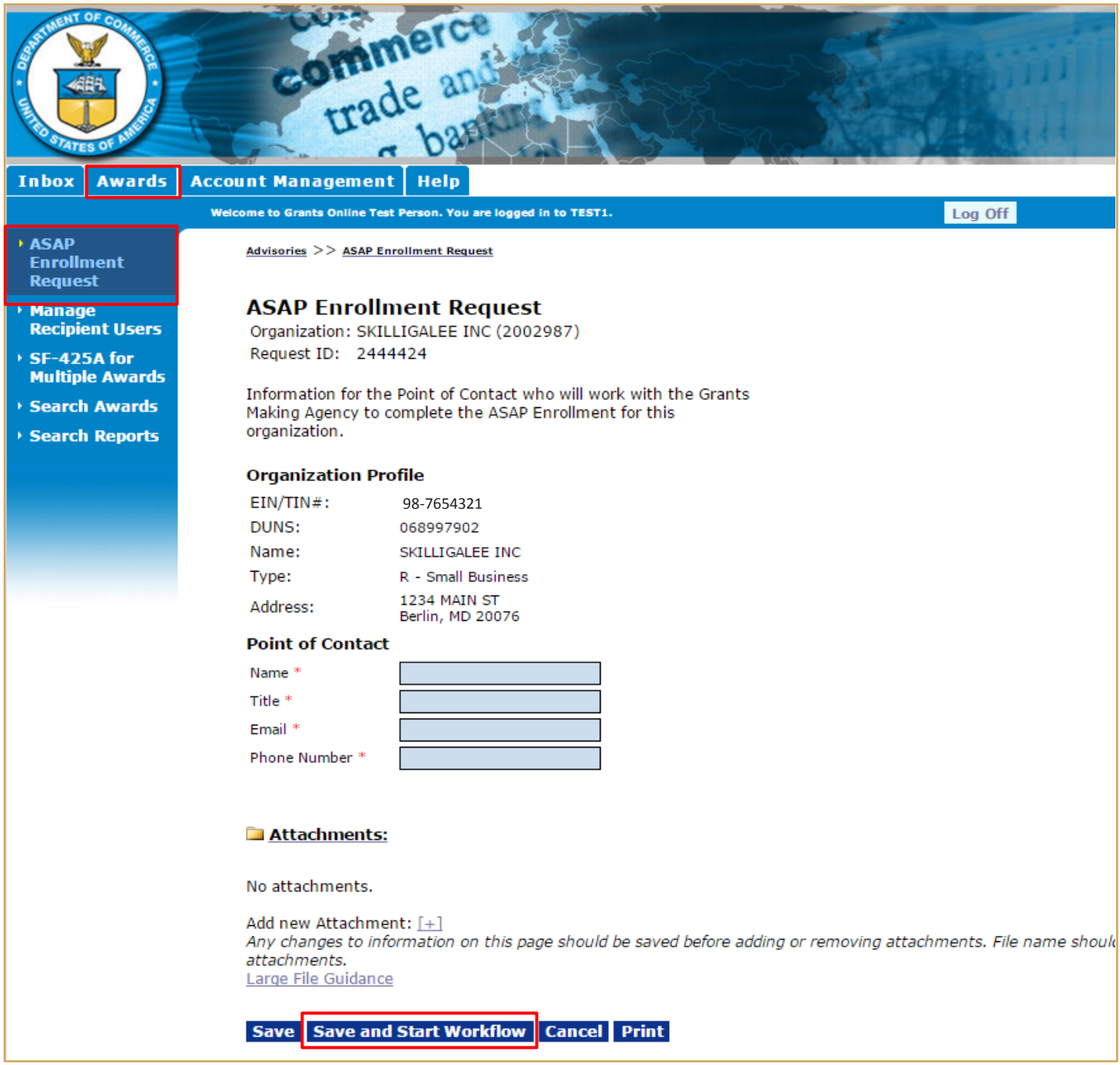

NOAA Only: From this screen Non-ASAP recipients can initiate the ASAP Enrollment process. There is no need to send a separate email, simply submit the recipient's Point of Contact information.

For detailed Organization Profile Change Request information, please reference the link: http://www.corporateservices.noaa.gov/grantsonline/Documents/Grantees/Org_Profile_Change_Requests_Grantees.pdf

NOTE: As a result of the Digital Accountability and Transparency Act (DATA Act) recipients must update their organization profile in SAM.gov. Grants Online now receives a daily extract from SAM.gov that will automatically update the organization's profile in Grants Online.