

myServices eCC Account Creation

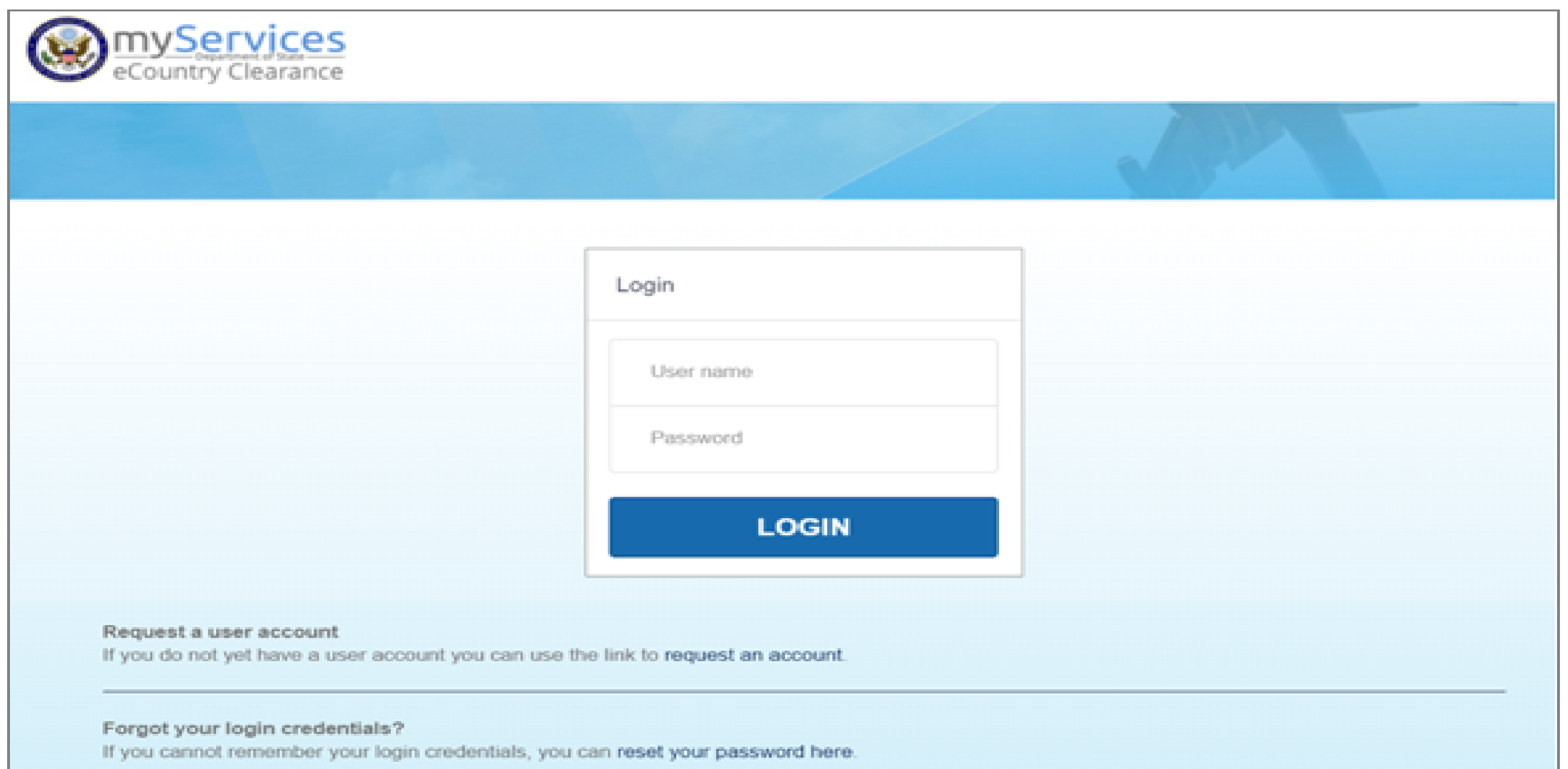
Logging onto myServices eCC from the Internet

Open your web browser. Google Chrome is recommended.

Go to <https://myservices.service-now.com/ecc> and you will be taken to the myServices eCC login page

Logging onto myServices eCC from OpenNet

Go to <http://myservices.state.sbu/ecc> and you will automatically be logged into myServices with single sign-on




Click on the "Request an Account" link which will take you to the page displayed below

You do not need to request an account if you already have a myServices account


Please provide some basic information so we can process your account request.

* First Name

* Last Name

* Business Email 

* Business Phone

* Parent Agency 

Fill in the required fields (First Name, Last Name, Business Email, Business Phone, Parent Agency)

Use the magnifying glass to search for the appropriate Parent Agency (i.e., Department of State)

After clicking submit, users will receive an email with their username and temporary password. Upon logging into the application with the temporary password, users will be directed to update their password. Passwords must comply with Department standards and must be reset every 60 days.